

**WESTWOOD FUNDS**

**Supplement to the Prospectuses and  
Statement of Additional Information  
dated February 28, 2024, as supplemented**

**WESTWOOD INCOME OPPORTUNITY FUND**

(A Shares Ticker Symbol: WHIAX)  
(C Shares Ticker Symbol: WHICX)  
(Institutional Shares Ticker Symbol: WHGIX)  
(Ultra Shares Ticker Symbol: WHGOX)

**WESTWOOD QUALITY SMALLCAP FUND**

(A Shares Ticker Symbol: WHGAX)  
(C Shares Ticker Symbol: WHGCX)  
(Institutional Shares Ticker Symbol: WHGSX)  
(Ultra Shares Ticker Symbol: WWSYX)

*Each A Series of Ultimus Managers Trust*

This supplement updates certain information in the Prospectuses and Statement of Additional Information (“SAI”) for each of the Westwood Income Opportunity Fund and the Westwood Quality SmallCap Fund (each, a “Fund” and collectively, the “Funds”), each a series of the Ultimus Managers Trust, as set forth below. For more information or to obtain a copy of the Funds’ Prospectuses or SAI, free of charge, please visit the Funds’ website at [www.westwoodfunds.com](http://www.westwoodfunds.com) or call the Funds toll free at 1-877-FUND-WHG (1-877-386-3944).

Westwood Income Opportunity Fund

Effective November 7, 2024, Ben Chittenden, Vice President, Portfolio Manager and Research Analyst, will become a member of the portfolio team of the Westwood Income Opportunity Fund, joining Adrian Helfert and Scott Barnard who will continue as members of the Fund’s portfolio team.

Mr. Ben Chittenden, CFA, has served as Vice President, Portfolio Manager, and Research Analyst for Westwood Management Corp. (the “Adviser”) within the Value Equity Team and Multi-Asset Team since joining Westwood in 2018. Mr. Chittenden began his professional career in 2004, as an Equity Analyst at Bear Stearns and subsequently at J.P. Morgan as a Senior Associate. He was most recently with Oppenheimer where he served as a Senior Analyst responsible for US Regional Banks and Specialty Finance. In 2004, Mr. Chittenden graduated from Bucknell University with a dual major in Mathematics (BA) and Economics (BA). Mr. Chittenden is a member of the CFA Institute and the CFA Society of Dallas-Fort Worth. Mr. Chittenden joined Westwood in 2018, as a Research Analyst. He was responsible for investment research of the Regional Bank sector and was a member of the Financials research group. In April 2021 Mr. Chittenden joined the Multi-Asset Team as an Equity Analyst.

Westwood Quality SmallCap Fund

Effective November 7, 2024, Jordan Latimer, Vice President, Portfolio Manager, and Research Analyst, will become a member of the portfolio team of the Westwood Quality SmallCap Fund, joining William E. Costello, Matthew R. Lockridge, and Frederic G. Rowsey who will continue as members of the Fund’s portfolio team.

Mr. Jordan Latimer, CFA, has served as Vice President, Portfolio Manager, and Research Analyst for the Adviser within the SmallCap Team since 2023 when he rejoined Westwood. Prior to this appointment, he served as Impact Officer at LCM Group, a family office focused on both public and private investments. Prior to LCM Group, Mr. Latimer was a member of the investment team at Ballast Asset Management, providing investment analysis and portfolio management to a fundamental, value-oriented small-mid cap equity strategy. Mr. Latimer began his career at Westwood in 2011 as a Research Associate. In 2015, Mr. Latimer was promoted to Research Analyst, where he

was responsible for coverage, research, and idea generation in the technology, industrials, and consumer discretionary sectors. Mr. Latimer graduated magna cum laude from Mays Business School at Texas A&M University and earned his Bachelor of Business Administration in Accounting and Master of Science in Finance. Mr. Latimer earned his CFA charter in April of 2015.

*The following information is added to the table in the section entitled “THE PORTFOLIO MANAGERS – Fund Shares Owned by the Portfolio Managers” beginning on page 34 of the SAI:*

**Fund Shares Owned by the Portfolio Managers.** The following table shows the dollar amount range of each portfolio manager’s “beneficial ownership” of shares of the Westwood Funds as of September 30, 2024. Dollar amount ranges disclosed are established by the SEC. “Beneficial ownership” is determined in accordance with Rule 16a-1(a)(2) under the Securities Exchange Act of 1934, as amended (the “1934 Act”).

Name	Dollar Range of Fund Shares
Ben Chittenden, CFA	None
Jordan Latimer, CFA	\$50,001 - \$100,000 (Westwood Quality SmallCap Fund)

*The following information is added to the table in the section entitled “THE PORTFOLIO MANAGERS – Other Accounts” beginning on page 35 of the SAI:*

Name	Registered Investment Companies		Other Pooled Investment Vehicles		Other Accounts	
	Number of Accounts	Total Assets <sup>1</sup> (in Millions)	Number of Accounts	Total Assets <sup>1</sup> (in Millions)	Number of Accounts	Total Assets <sup>1</sup> (in Millions)
Ben Chittenden, CFA	0	\$0	2	\$212,011	0	\$0
Jordan Latimer, CFA	0	\$0	9	\$511,247	0	\$0

<sup>1</sup> Represents the portion of assets for which the portfolio manager has responsibility in the accounts indicated. The accounts indicated may contain additional assets under the responsibility of other portfolio managers and therefore may be duplicated. Information is as of September 30, 2024.

If you have any questions regarding the Funds, please call 1-877-FUND-WHG (1-877-386-3944).

***Investors Should Retain this Supplement for Future Reference.***

July 26, 2024

**WESTWOOD QUALITY VALUE FUND  
TICKER SYMBOL: WHGLX**

**WESTWOOD QUALITY MIDCAP FUND  
TICKER SYMBOL: WVMCX**

**WESTWOOD QUALITY SMIDCAP FUND  
TICKER SYMBOL: WHGMX**

**WESTWOOD QUALITY SMALLCAP FUND  
TICKER SYMBOL: WHGSX**

**WESTWOOD QUALITY ALLCAP FUND  
TICKER SYMBOL: WQAIX**

**WESTWOOD INCOME OPPORTUNITY FUND  
TICKER SYMBOL: WHGIX**

**WESTWOOD MULTI-ASSET INCOME FUND  
TICKER SYMBOL: WHGHX**

**WESTWOOD ALTERNATIVE INCOME FUND  
TICKER SYMBOL: WMNIX**

**INSTITUTIONAL SHARES**

*Series of Ultimus Managers Trust*

**Supplement to the Prospectus  
dated February 28, 2024, as supplemented on June 17, 2024**

This supplement updates certain information in the Prospectus for the Institutional Shares of the Westwood Quality Value Fund, Westwood Quality MidCap Fund, Westwood Quality SMidCap Fund, Westwood Quality SmallCap Fund, Westwood Quality AllCap Fund, Westwood Income Opportunity Fund, Westwood Multi-Asset Income Fund and Westwood Alternative Income Fund (each, a “Fund,” collectively, the “Funds”), each a series of the Ultimus Managers Trust, as set forth below. For more information or to obtain a copy of the Funds’ Prospectuses or Statement of Additional Information, free of charge, please visit the Funds’ website at [www.westwoodfunds.com](http://www.westwoodfunds.com) or call the Funds toll free at 1-877-FUND-WHG (1-877-386-3944).

*Effective immediately, the following changes are made in the Prospectus for the Funds.*

*In accordance with regulatory changes requiring each Fund’s primary benchmark to represent the overall applicable market, each Fund’s primary benchmark is revised as noted below. A Fund’s secondary benchmark provides a means to compare the Fund’s average annual returns to*

a benchmark that the Fund's investment adviser believes is representative of the Fund's investment universe.

<u>Fund Name</u>	<u>Primary Benchmark</u>	<u>Secondary Benchmark</u>
Westwood Quality Value Fund	Russell 3000 Index	Russell 1000 Value Index
Westwood Quality MidCap Fund	Russell 3000 Index	Russell MidCap Value Index
Westwood Quality SMidCap Fund	Russell 3000 Index	Russell 2500 Value Index
Westwood Quality SmallCap Fund	Russell 3000 Index	Russell 2000 Value Index
Westwood Quality AllCap Fund	Russell 3000 Index	Russell 3000 Value Index
Westwood Income Opportunity Fund	Russell 3000 Index	60% Bloomberg U.S. Aggregate Bond Index/40% S&P 500 Index
Westwood Multi-Asset Income Fund	Russell 3000 Index	80% Bloomberg U.S. Aggregate Bond Index/20% S&P 500 Index
Westwood Alternative Income Fund	Bloomberg U.S. Aggregate Bond Index	FTSE 1-Month U.S. Treasury Bill Index

*The following replaces, in its entirety, under C Class Shares, the last paragraph under "Features" in the table in the section entitled "Purchasing, Selling and Exchanging Fund Shares – How to Choose a Share Class" on page 97 of the Prospectus:*

C Class Shares automatically convert to A Class Shares after 5 years, provided that records held by the Funds or your financial intermediary verify C Class Shares have been held for at least 5 years. The original purchase date of C Class Shares of a Predecessor Fund will be used to calculate the conversion of C Class Shares to A Class Shares.

If you have any questions regarding the Funds, please call 1-877-FUND-WHG (1-877-386-3944).

***Investors Should Retain this Supplement for Future Reference.***

June 17, 2024

**WESTWOOD CAPITAL APPRECIATION AND INCOME FUND**

**Class A Shares Ticker Symbol: WWTAX**

**Class C Shares Ticker Symbol: WTOCX**

**Institutional Shares Ticker Symbol: WLVI**

*A Series of Ultimus Managers Trust*

**Supplement to the Prospectuses and Statement of Additional Information  
dated February 28, 2024, as supplemented**

On May 24, 2024, the Fund discontinued all sales of its shares, except shares purchased by existing shareholders through an established automatic investment plan, or shares acquired through the reinvestment of dividends and distributions. Effective July 16, 2024, shares of the Fund are no longer available for purchase and, at the close of business on July 16, 2024, all outstanding shares of the Fund will be redeemed at net asset value (the "Transaction").

The Board of Trustees of the Trust (the "Board"), in consultation with the Fund's investment adviser, Westwood Management Corp. (the "Adviser"), determined and approved to discontinue the Fund's operations based on, among other factors, the Adviser's belief that it would be in the best interests of the Fund and its shareholders to discontinue the Fund's operations. Through the date of the Transaction, the Adviser will continue to waive investment advisory fees and reimburse expenses of the Fund, as necessary, in order to maintain the Fund at its current expense limit, as specified in the Fund's current Prospectus and Summary Prospectus.

In connection with the Transaction, the Board directed that: (i) all of the Fund's portfolio securities be liquidated in an orderly manner not later than July 16, 2024; and (ii) all outstanding shareholder accounts on July 16, 2024 be closed and the proceeds of each account, less any required withholding, be sent to the shareholder's address of record or to such other address as directed by the shareholder, including special instructions that may be needed for Individual Retirement Accounts ("IRAs") and qualified pension and profit sharing accounts. As a result of the Transaction, the Fund's portfolio holdings will be reduced to cash or cash equivalents. Accordingly, going forward, shareholders should not expect the Fund to achieve its stated investment objective.

Shareholders may redeem all or a portion of their shares of the Fund on any business day prior to July 16, 2024 as specified in the Fund's Prospectus.

The Transaction will be considered for tax purposes a sale of Fund shares by shareholders, and shareholders should consult with their own tax advisors to ensure its proper treatment on their income tax returns. In addition, shareholders invested through an IRA or other tax-deferred account should consult the rules regarding the reinvestment of these assets. In order to avoid a potential tax issue, shareholders generally have 60 days from the date that proceeds are received to re-invest or "roll over" the proceeds into another IRA or qualified retirement account; otherwise, the proceeds may be required to be included in the shareholder's taxable income for the current tax year.

If you have any questions regarding the Fund or the Transaction, please call the Fund toll free at 1-877-FUND-WHG (1-877-386-3944).

***Investors Should Retain this Supplement for Future Reference.***

# **WESTWOOD FUNDS**

## **PROSPECTUS**

**February 28, 2024**

**WESTWOOD QUALITY VALUE FUND  
TICKER SYMBOL: WHGLX**

**WESTWOOD QUALITY MIDCAP FUND  
TICKER SYMBOL: WVMCX**

**WESTWOOD QUALITY SMIDCAP FUND  
TICKER SYMBOL: WHGMX**

**WESTWOOD QUALITY SMALLCAP FUND  
TICKER SYMBOL: WHGSX**

**WESTWOOD QUALITY ALLCAP FUND  
TICKER SYMBOL: WQAIX**

**WESTWOOD CAPITAL APPRECIATION AND INCOME FUND  
TICKER SYMBOL: WLVIK**

**WESTWOOD INCOME OPPORTUNITY FUND  
TICKER SYMBOL: WHGIX**

**WESTWOOD MULTI-ASSET INCOME FUND  
TICKER SYMBOL: WHGHX**

**WESTWOOD ALTERNATIVE INCOME FUND  
TICKER SYMBOL: WMNIX**

**INSTITUTIONAL SHARES**

**INVESTMENT ADVISER:  
WESTWOOD MANAGEMENT CORP.**

**The U.S. Securities and Exchange Commission has not approved or disapproved these securities or passed upon the adequacy or accuracy of this Prospectus. Any representation to the contrary is a criminal offense.**

# About This Prospectus

This Prospectus has been arranged into different sections so that you can easily review this important information. For detailed information about each Fund (individually a “Fund” and collectively the “Funds”), please see:

## Table of Contents

WESTWOOD QUALITY VALUE FUND .....	1
Fund Investment Objective.....	1
Fund Fees and Expenses.....	1
Principal Investment Strategies .....	2
Principal Risks.....	3
Performance Information.....	5
Investment Adviser.....	6
Portfolio Managers .....	6
WESTWOOD QUALITY MIDCAP FUND .....	7
Fund Investment Objective.....	7
Fund Fees and Expenses.....	7
Principal Investment Strategies .....	8
Principal Risks.....	9
Performance Information.....	11
Investment Adviser.....	12
Portfolio Managers .....	12
WESTWOOD QUALITY SMIDCAP FUND .....	13
Fund Investment Objective.....	13
Fund Fees and Expenses.....	13
Principal Investment Strategies .....	14
Principal Risks.....	15
Performance Information.....	17
Investment Adviser.....	18
Portfolio Manager.....	18
WESTWOOD QUALITY SMALLCAP FUND .....	19
Fund Investment Objective.....	19
Fund Fees and Expenses.....	19
Principal Investment Strategies .....	20
Principal Risks.....	21
Performance Information.....	23
Investment Adviser.....	24
Portfolio Managers .....	24

WESTWOOD QUALITY ALLCAP FUND .....	25
Fund Investment Objective.....	25
Fund Fees and Expenses.....	25
Principal Investment Strategies .....	26
Principal Risks.....	27
Performance Information.....	29
Investment Adviser.....	30
Portfolio Managers .....	30
WESTWOOD CAPITAL APPRECIATION AND INCOME FUND .....	31
Fund Investment Objective.....	31
Fund Fees and Expenses.....	31
Principal Investment Strategies .....	32
Principal Risks.....	34
Performance Information.....	38
Investment Adviser.....	39
Portfolio Managers .....	39
WESTWOOD INCOME OPPORTUNITY FUND .....	40
Fund Investment Objectives .....	40
Fund Fees and Expenses.....	40
Principal Investment Strategies .....	41
Principal Risks.....	42
Performance Information.....	47
Investment Adviser.....	48
Portfolio Managers .....	48
WESTWOOD MULTI-ASSET INCOME FUND .....	49
Fund Investment Objective.....	49
Fund Fees and Expenses.....	49
Principal Investment Strategies .....	50
Principal Risks.....	52
Performance Information.....	56
Investment Adviser.....	57
Portfolio Managers .....	57
WESTWOOD ALTERNATIVE INCOME FUND .....	58
Fund Investment Objective.....	58
Fund Fees and Expenses.....	58
Principal Investment Strategies .....	60
Principal Risks.....	61
Performance Information.....	65
Investment Adviser.....	66
Portfolio Managers .....	66



SUMMARY INFORMATION ABOUT THE PURCHASE AND SALE OF FUND SHARES, TAXES AND FINANCIAL INTERMEDIARY COMPENSATION .....	67
MORE INFORMATION ABOUT RISKS .....	68
MORE INFORMATION ABOUT FUND INVESTMENT OBJECTIVES AND PRINCIPAL INVESTMENT STRATEGIES .....	82
INFORMATION ABOUT PORTFOLIO HOLDINGS.....	85
INVESTMENT ADVISER.....	85
PORTFOLIO MANAGERS .....	88
RELATED PERFORMANCE DATA OF THE ADVISER.....	93
PURCHASING, SELLING AND EXCHANGING FUND SHARES .....	95
PAYMENTS TO FINANCIAL INTERMEDIARIES.....	106
OTHER POLICIES.....	108
DIVIDENDS AND DISTRIBUTIONS .....	111
TAXES.....	111
ADDITIONAL INFORMATION.....	114
FINANCIAL HIGHLIGHTS.....	115
HOW TO OBTAIN MORE INFORMATION ABOUT THE FUNDS.....	Back Cover

# WESTWOOD QUALITY VALUE FUND

## Fund Investment Objective

The investment objective of the Westwood Quality Value Fund (the “Fund” or “Value Fund”) is to seek long-term capital appreciation.

## Fund Fees and Expenses

This table describes the fees and expenses that you may pay if you buy, hold and sell Institutional Shares of the Fund. **You may be required to pay commissions and/or other forms of compensation to a broker for transactions in Institutional Shares, which are not reflected in the table or the example below.** Shares of the Fund are available in other share classes that have different fees and expenses.

### Annual Fund Operating Expenses (expenses that you pay each year as a percentage of the value of your investment)

	Institutional Shares	
Management Fees <sup>1</sup>		0.50%
Other Expenses		0.20%
Administrative Services Plan Fees <sup>1</sup>	0.07%	
Other Operating Expenses	0.13%	
Total Annual Fund Operating Expenses		0.70%
Less Fee Reductions and/or Expense <sup>1,2</sup>		(0.08)%
Total Annual Fund Operating Expenses After Fee Reductions and/or Expense Reimbursements		0.62%

<sup>1</sup> The expense information in this table has been restated to reflect the reduction in the management fees and expense cap and the implementation of an Administrative Services Plan, effective November 30, 2022. The Fund has adopted an Administrative Services Plan that provides that the Fund may pay financial intermediaries for shareholder services in an annual amount not to exceed 0.10% based on the average daily net assets of the Fund’s Institutional Shares. The Fund paid 0.07% of its Institutional Shares’ average daily net assets in Administrative Services Plan Fees for the fiscal year ended October 31, 2023.

<sup>2</sup> Westwood Management Corp. (the “Adviser”) has contractually agreed to reduce fees and reimburse expenses in order to keep Total Annual Fund Operating Expenses for Institutional Shares (excluding interest, taxes, brokerage commissions, Rule 12b-1 distribution fees (if any), administrative servicing fees (if any), borrowing expenses such as dividend and interest expenses on securities sold short, Acquired Fund fees and expenses, costs to organize the Fund, other expenditures which are capitalized in accordance with generally accepted accounting principles, and extraordinary expenses (collectively, “excluded expenses”)) from exceeding 0.55% of the Fund’s Institutional Shares’ average daily net assets until March 1, 2025. In addition, the Adviser may receive from the Fund the difference between the Total Annual Fund Operating Expenses (not including excluded expenses) and the expense cap to recoup all or a portion of its prior fee reductions or expense reimbursements made during the rolling 36-month period preceding the date of the recoupment if at any point Total Annual Fund Operating Expenses (not including excluded expenses) are below the expense cap (i) at the time of the fee waiver and/or expense reimbursement and (ii) at the time of the recoupment. This Agreement may be

terminated: (i) by the Board of Trustees (the “Board”) of Ultimus Managers Trust (the “Trust”), for any reason at any time; or (ii) by the Adviser, upon ninety (90) days’ prior written notice to the Trust, effective as of the close of business on March 1, 2025. This agreement will terminate automatically if the Fund’s investment advisory agreement with the Adviser is terminated.

### *Example*

This Example is intended to help you compare the cost of investing in the Fund with the cost of investing in other mutual funds.

The Example assumes that you invest \$10,000 in the Fund for the time periods indicated and then redeem all of your shares at the end of those periods. The Example also assumes that your investment has a 5% return each year and that the Fund’s operating expenses remain the same and the contractual agreement to limit expenses remains in effect until March 1, 2025. Although your actual costs may be higher or lower, based on these assumptions your costs would be:

<b>1 Year</b>	<b>3 Years</b>	<b>5 Years</b>	<b>10 Years</b>
\$63	\$216	\$382	\$863

### **Portfolio Turnover**

The Fund pays transaction costs, such as commissions, when it buys and sells securities (or “turns over” its portfolio). A higher portfolio turnover rate may indicate higher transaction costs and may result in higher taxes when Fund shares are held in a taxable account. These costs, which are not reflected in total annual Fund operating expenses or in the example, affect the Fund’s performance. During the most recent fiscal year ended October 31, 2023, the portfolio turnover rate of the Fund was 57% of the average value of its portfolio.

### **Principal Investment Strategies**

Under normal circumstances, the Fund invests at least 80% of its net assets, plus any borrowings for investment purposes, in common stocks and other equity securities of large capitalization companies. This investment policy may be changed by the Fund upon 60 days’ prior written notice to shareholders. The Fund considers large capitalization companies to be companies that have market capitalizations of greater than \$5 billion at the time of initial purchase. The equity securities in which the Fund invests are primarily common stocks, but may also include real estate investment trusts (“REITs”), and master limited partnerships (“MLPs”). The Fund generally invests in equity securities of domestic companies, but may also invest in equity securities of foreign companies and American Depositary Receipts (“ADRs”). In the event that the Fund invests in foreign securities and ADRs, the Adviser expects that the Fund’s investments in such securities would normally represent less than 25% of the Fund’s assets.

The Fund invests in approximately 40-60 securities that are well diversified among market sectors. The Adviser utilizes a value style of investing to select securities for the Fund that it believes are undervalued, generally maintain high-quality characteristics, and offer an attractive opportunity for price appreciation coupled with downside risk limitation. Value investing focuses on companies with stocks that appear undervalued in light of factors such as the company’s earnings, book values, revenues and cash flow. The Fund considers quality characteristics from a quantitative perspective, such as free cash flow generation, attractive returns on capital, and conservative balance sheets. Additionally, from a qualitative perspective, quality characteristics include strong management teams, durable competitive advantages, and reasonable growth prospects. Key metrics for evaluating the risk/return profile of an investment may

include strong free cash flow, an improving return on equity, a strengthening balance sheet and, in the case of common equities, positive earnings surprises without a corresponding change in the stock price. The Adviser has disciplines in place that serve as sell signals, such as a security reaching a predetermined price target or a change to a company's fundamentals that negatively impacts the original investment thesis. The Adviser will not necessarily sell a security that has depreciated below the stated market capitalization defined above.

## Principal Risks

As with all mutual funds, there is no guarantee that the Fund will achieve its investment objective. You could lose money by investing in the Fund. **A Fund share is not a bank deposit and is not insured or guaranteed by the FDIC or any government agency.** The principal risk factors affecting shareholders' investments in the Fund are set forth below.

**Equity Risk** – Since it purchases equity securities, the Fund is subject to the risk that stock prices will fall over short or extended periods of time. Historically, the equity markets have moved in cycles, and the value of the Fund's equity securities may fluctuate drastically from day to day. Individual companies may report poor results or be negatively affected by industry and/or economic trends and developments. The prices of securities issued by such companies may suffer a decline in response. In addition, the impact of any epidemic, pandemic or natural disaster, or widespread fear that such events may occur, could negatively affect the global economy, as well as the economies of individual countries, the financial performance of individual companies and sectors, and the markets in general in significant and unforeseen ways. Any such impact could adversely affect the prices and liquidity of the securities and other instruments in which the Fund invests, which in turn could negatively impact the Fund's performance and cause losses on your investment in the Fund. These factors contribute to price volatility, which is the principal risk of investing in the Fund.

**Large-Capitalization Company Risk** – The large capitalization companies in which the Fund invests may lag the performance of smaller capitalization companies because large capitalization companies may experience slower rates of growth than smaller capitalization companies and may not respond as quickly to market changes and opportunities.

**Market Risk** – The prices of and the income generated by the Fund's securities may decline in response to, among other things, investor sentiment, general economic and market conditions, regional or global instability, and currency and interest rate fluctuations. In addition, the impact of any military action, epidemic, pandemic or natural disaster, or widespread fear that such events may occur, could negatively affect the global economy, as well as the economies of individual countries, the financial performance of individual companies and sectors, and the markets in general in significant and unforeseen ways. Any such impact could adversely affect the prices and liquidity of the securities and other instruments in which the Fund invests, which in turn could negatively impact the Fund's performance and cause losses on your investment in the Fund.

**REIT Risk** – REITs are pooled investment vehicles that own, and usually operate, income-producing real estate. REITs are susceptible to the risks associated with direct ownership of real estate, such as the following: declines in property values; increases in property taxes, operating expenses, interest rates or competition; overbuilding; zoning changes; and losses from casualty or condemnation. REITs typically incur fees that are separate from those of the Fund. Accordingly, the Fund's investments in REITs will result in the layering of expenses such that shareholders will indirectly bear a proportionate share of the REITs' operating expenses, in addition to paying Fund expenses. REIT operating expenses are not reflected in the fee table and example in this Prospectus.

**MLP Risk** – MLPs are limited partnerships in which the ownership units are publicly traded. MLPs often own several properties or businesses (or own interests) that are related to oil and gas industries or other natural resources, but they also may finance other projects. To the extent that an MLP's interests are all in a particular industry or industries, such as the energy industries, the MLP will be negatively impacted by economic events adversely impacting that industry or industries. Additional risks of investing in an MLP also include those involved in investing in a partnership as opposed to a corporation. For example, state law governing partnerships is often less restrictive than state law governing corporations. Accordingly, there may be fewer protections afforded to investors in a MLP than investors in a corporation. For example, investors in MLPs may have limited voting rights or be liable under certain circumstances for amounts greater than the amount of their investment. In addition, MLPs may be subject to state taxation in certain jurisdictions which will have the effect of reducing the amount of income paid by the MLP to its investors.

**Energy Sector Risk** – Issuers in energy-related industries can be significantly affected by fluctuations in energy prices and supply and demand of energy fuels. Markets for various energy-related commodities can have significant volatility, and are subject to control or manipulation by large producers or purchasers. Companies in the energy sector may need to make substantial expenditures, and to incur significant amounts of debt, in order to maintain or expand their reserves. Oil and gas exploration and production can be significantly affected by natural disasters as well as changes in exchange rates, interest rates, government regulation, world events and economic conditions. These companies may be at risk for environmental damage claims. Issuers in the energy sector may also be impacted by changing investor and consumer preferences arising from the sector's potential exposure to sustainability and environmental concerns.

**Value Investing Risk** – Investments in value stocks present the risk that a stock may decline in value or never reach the value the Adviser believes is its full market value. In addition, the Fund's value investment style may go out of favor with investors.

**Foreign Securities Risk** – Investing in foreign securities, including direct investments and through ADRs, which are traded on exchanges and represent an ownership interest in a foreign security, poses additional risks since political and economic events unique to a country or region will affect those markets and their issuers. These risks will not necessarily affect the U.S. economy or similar issuers located in the United States. Securities of foreign companies may not be registered with the U.S. Securities and Exchange Commission (the "SEC") and foreign companies are generally not subject to the regulatory controls imposed on U.S. issuers and, as a consequence, there is generally less publicly available information about foreign securities than is available about domestic securities. Income from foreign securities owned by the Fund may be reduced by a withholding tax at the source, which tax would reduce income received from the securities comprising the Fund's portfolio. Foreign securities may also be more difficult to value than securities of U.S. issuers. In addition, periodic U.S. Government restrictions on investments in issuers from certain foreign countries may require the Fund to sell such investments at inopportune times, which could result in losses to the Fund. While ADRs provide an alternative to directly purchasing the underlying foreign securities in their respective national markets and currencies, investments in ADRs continue to be subject to many of the risks associated with investing directly in foreign securities.

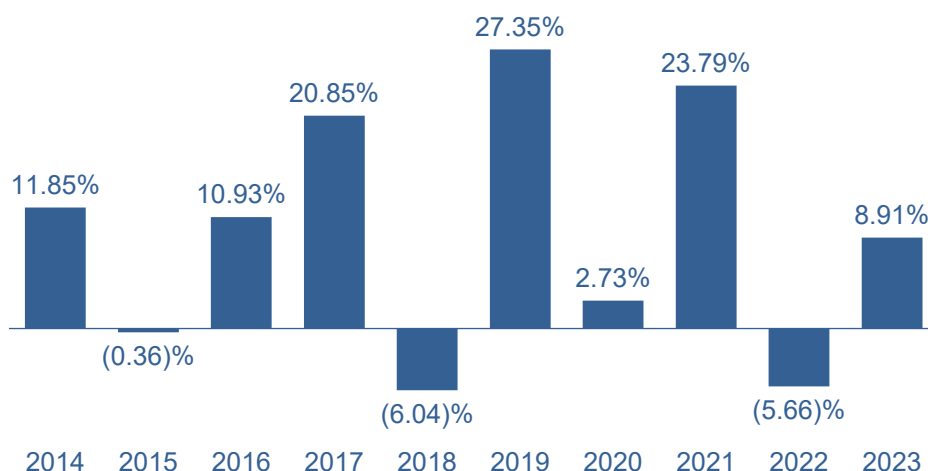
**Foreign Currency Risk** – As a result of the Fund's investments in securities or other investments denominated in, and/or receiving revenues in, foreign currencies, the Fund will be subject to currency risk. Currency risk is the risk that foreign currencies will decline in value relative to the U.S. dollar, in which case, the dollar value of an investment in the Fund would be adversely affected.

**Geographic Focus Risk** – To the extent that it focuses its investments in a particular country or geographic region, the Fund may be more susceptible to economic, political, regulatory or other events or conditions affecting issuers and countries within that country or geographic region. As a result, the Fund may be subject to greater price volatility and risk of loss than a fund holding more geographically diverse investments.

## Performance Information

The bar chart and table that follow provide some indication of the risks of investing in the Fund by showing changes in the performance of the Institutional Shares of the Fund from year-to-year and by showing how the average annual returns for 1-year, 5-years, 10-years and since inception of the Fund compare with those of the Russell 1000® Value Index. The performance shown in the bar chart and table for periods prior to November 1, 2021 represents the performance of the Institutional Shares of the Westwood Quality Value Fund, a series of The Advisor’s Inner Circle Fund (the “Predecessor Fund”). The Fund is the successor to the Predecessor Fund through a reorganization with the Fund on November 1, 2021. How the Fund and the Predecessor Fund have performed in the past (before and after taxes) is not necessarily an indication of how the Fund will perform in the future. Updated performance information is available on the Fund’s website at [www.westwoodfunds.com](http://www.westwoodfunds.com) or by calling 1-877-FUND-WHG (1-877-386-3944).

### Calendar Year Returns\*



\* The Fund’s year-to-date return through December 31, 2023 was 8.91%.

**Best Quarter**  
**13.27%**  
**(12/31/2020)**

**Worst Quarter**  
**(23.07)%**  
**(03/31/2020)**

### *Average Annual Total Returns for Periods Ended December 31, 2023*

This table compares the Fund's Institutional Shares' average annual total returns for the periods ended December 31, 2023 to those of an appropriate broad-based index.

After-tax returns are calculated using the historical highest individual federal marginal income tax rates and do not reflect the impact of state and local taxes. Your actual after-tax returns will depend on your tax situation and may differ from those shown. After-tax returns shown are not relevant to investors who hold their Fund shares through tax-deferred arrangements, such as 401(k) plans or individual retirement accounts ("IRAs").

<b>WESTWOOD QUALITY VALUE FUND – INSTITUTIONAL</b>	<b>1 Year</b>	<b>5 Years</b>	<b>10 Years</b>	<b>Inception Date June 28, 2006</b>
<b>Fund Returns Before Taxes</b>	8.91%	10.72%	8.85%	
<b>Fund Returns After Taxes on Distributions</b>	7.86%	8.99%	6.85%	
<b>Fund Returns After Taxes on Distributions and Sale of Fund Shares</b>	5.86%	8.29%	6.66%	
<b>Russell 1000® Value Index (reflects no deduction for fees, expenses, or taxes)</b>	11.46%	10.91%	8.40%	

### **Investment Adviser**

Westwood Management Corp. is the Fund's investment adviser.

### **Portfolio Managers**

The Fund is managed by a portfolio team. The professionals primarily responsible for the day-to-day management of the Fund are as follows:

Ms. Lauren Hill, CFA, Senior Vice President, Research Analyst & Portfolio Manager, has managed the Fund since 2020.\*

Mr. Matthew Lockridge, Senior Vice President, Head of US Value, has managed the Fund since 2012.\*

Mr. Michael Wall, Vice President, Research Analyst, has managed the Fund since February 28, 2022.

\* Including managing the Predecessor Fund through its reorganization into the Fund on November 1, 2021.

*For important information about the purchase and sale of Fund shares, taxes and financial intermediary compensation, please turn to the "Summary Information about the Purchase and Sale of Fund Shares, Taxes and Financial Intermediary Compensation" section of the Prospectus.*

# WESTWOOD QUALITY MIDCAP FUND

## Fund Investment Objective

The investment objective of the Westwood Quality MidCap Fund (the “Fund” or the “MidCap Fund”) is to seek long-term capital appreciation.

## Fund Fees and Expenses

This table describes the fees and expenses that you may pay if you buy, hold and sell Institutional Shares of the Fund. **You may be required to pay commissions and/or other forms of compensation to a broker for transactions in Institutional Shares, which are not reflected in the table or the example below.**

### Annual Fund Operating Expenses (expenses that you pay each year as a percentage of the value of your investment)

	Institutional Shares	
Management Fees		0.58%
Other Expenses		5.21%
Administrative Services Plan Fees <sup>1</sup>	0.04%	
Other Operating Expenses	5.17%	
Total Annual Fund Operating Expenses		5.79%
Less Fee Reductions and/or Expense Reimbursements <sup>2</sup>		(5.17)%
Total Annual Fund Operating Expenses After Fee Reductions and/or Expense Reimbursements		0.62%

<sup>1</sup> The Fund has adopted an Administrative Services Plan that provides that the Fund may pay financial intermediaries for shareholder services in an annual amount not to exceed 0.20% based on the average daily net assets of the Fund’s Institutional Shares. The Fund paid 0.04% of its Institutional Shares’ average daily net assets in Administrative Services Plan Fees for the fiscal year ended October 31, 2023.

<sup>2</sup> Westwood Management Corp. (the “Adviser”) has contractually agreed to reduce fees and reimburse expenses in order to keep Total Annual Fund Operating Expenses for Institutional Shares (excluding interest, taxes, brokerage commissions, Rule 12b-1 distribution fees (if any), administrative servicing fees (if any), borrowing expenses such as dividend and interest expenses on securities sold short, acquired fund fees and expenses, cost to organize the Fund, other expenditures which are capitalized in accordance with generally accepted accounting principles, and extraordinary expenses (collectively, “excluded expenses”)) from exceeding 0.58% of the Fund’s Institutional Shares’ average daily net assets until March 1, 2025. In addition, the Adviser may receive from the Fund the difference between the Total Annual Fund Operating Expenses (not including excluded expenses) and the expense cap to recoup all or a portion of its prior fee reductions or expense reimbursements made during the rolling 36-month period preceding the date of the recoupment if at any point Total Annual Fund Operating Expenses (not including excluded expenses) are below the expense cap (i) at the time of the fee waiver and/or expense reimbursement and (ii) at the time of the recoupment. This Agreement may be terminated: (i) by the Board of Trustees (the “Board”) of Ultimus Managers Trust (the “Trust”), for any reason at any time; or (ii) by the Adviser, upon ninety (90) days’ prior written notice to the Trust, effective as of the close of business on March 1, 2025. This agreement will terminate automatically if the Fund’s investment advisory agreement with the Adviser is terminated.



### **Example**

This Example is intended to help you compare the cost of investing in the Fund with the cost of investing in other mutual funds.

The Example assumes that you invest \$10,000 in the Fund for the time periods indicated and then redeem all of your shares at the end of those periods. The Example also assumes that your investment has a 5% return each year, that the Fund's operating expenses remain the same, and the contractual agreement to limit expenses remains in effect only until March 1, 2025. Although your actual costs may be higher or lower, based on these assumptions your costs would be:

<b>1 Year</b>	<b>3 Years</b>	<b>5 Years</b>	<b>10 Years</b>
\$63	\$1,263	\$2,443	\$5,313

### **Portfolio Turnover**

The Fund pays transaction costs, such as commissions, when it buys and sells securities (or “turns over” its portfolio). A higher portfolio turnover rate may indicate higher transaction costs and may result in higher taxes when Fund shares are held in a taxable account. These costs, which are not reflected in total annual fund operating expenses or in the example, affect the Fund's performance. During the fiscal year ended October 31, 2023, the portfolio turnover rate of the Fund was 72% of the average value of its portfolio.

### **Principal Investment Strategies**

Under normal circumstances, the Fund invests at least 80% of its net assets, plus any borrowings for investment purposes, in equity securities of mid-cap companies. This investment policy may be changed by the Fund upon 60 days' prior written notice to shareholders. The Fund considers mid-cap companies to be those companies within the market capitalization range of the Russell Midcap<sup>®</sup> Index at the time of initial purchase. While the market capitalization range of the Russell Midcap<sup>®</sup> Index changes throughout the year, it undergoes an annual reconstitution in June of each year. As of December 31, 2023, the market capitalization range of the companies in the index was between \$270.2 million and \$73.3 billion. The Fund seeks to achieve its investment objective by investing primarily in equity securities of companies which the Adviser believes are undervalued in relation to the broader market, employ superior business models compared to their competition, and possess strong balance sheets and free cash flow. The equity securities in which the Fund invests are primarily common stocks, public real estate investment trusts (“REITs”), and master limited partnerships (“MLPs”). The Fund's investments in REITs include commercial property REITs and residential mortgage REITs. The Fund's investments in MLPs will primarily be within the broad energy sector and include MLPs in transportation and shipping, storage, processing, refining, marketing, exploration, production, and mining.

Under normal conditions, the Fund invests in approximately 50-80 securities that are well-diversified among market sectors. The Adviser utilizes a value style of investing to select equity securities for the Fund that it believes are undervalued, generally maintain high-quality characteristics, and offer an attractive risk-adjusted return opportunity. The Adviser considers both valuation and quality metrics in absolute terms, as well as on a relative basis compared to the companies comprising the Russell Midcap<sup>®</sup> Value Index. The Adviser identifies undervalued securities by evaluating the current intrinsic value of a company's current and future potential earnings, free cash flow, revenue, and return on capital. The Adviser also emphasizes high quality companies as part of the principal investment strategy and considers investing in companies that maintain conservative balance sheets with lower levels of debt, attractive return of equity, strong management teams, and competitive advantages in their respective industry or sector. As it pertains

to the Adviser's emphasis on risk-adjusted returns, the qualitative and quantitative assessment of absolute downside risk for each individual security is paramount when selecting securities for the Fund in an effort to outperform the Index in down markets.

As the Adviser constructs the Fund's portfolio, it does not have set allocations for common stocks, REITs, or MLPs, nor does it focus on any particular industry or sector. Sector weights are a residual of bottom-up portfolio construction and are limited to 25% to any one sector on an absolute basis as a component of the inherent risk controls embedded in the process. As the Adviser evaluates each investment opportunity, it applies the same value investing criteria regardless of the security type and constructs the portfolio by selecting those securities with the most attractive value factors described above regardless of security type, sector, or industry. The Fund will not invest more than 25% of its assets in MLPs. The Adviser has disciplines in place that serve as sell signals, such as a security reaching a predetermined price target or a change to a company's fundamentals that negatively impacts the original investment thesis. The Adviser will not necessarily sell a security that has depreciated below the stated market capitalization defined above.

## Principal Risks

As with all mutual funds, there is no guarantee that the Fund will achieve its investment objective. You could lose money by investing in the Fund. **A Fund share is not a bank deposit and is not insured or guaranteed by the FDIC or any government agency.** The principal risk factors affecting shareholders' investments in the Fund are set forth below.

**Equity Risk** – Since it purchases equity securities, the Fund is subject to the risk that stock prices will fall over short or extended periods of time. Historically, the equity markets have moved in cycles, and the value of the Fund's equity securities may fluctuate drastically from day to day. Individual companies may report poor results or be negatively affected by industry and/or economic trends and developments. The prices of securities issued by such companies may suffer a decline in response. In addition, the impact of any epidemic, pandemic or natural disaster, or widespread fear that such events may occur, could negatively affect the global economy, as well as the economies of individual countries, the financial performance of individual companies and sectors, and the markets in general in significant and unforeseen ways. Any such impact could adversely affect the prices and liquidity of the securities and other instruments in which the Fund invests, which in turn could negatively impact the Fund's performance and cause losses on your investment in the Fund. These factors contribute to price volatility, which is the principal risk of investing in the Fund.

**Energy Sector Risk** – Issuers in energy-related industries can be significantly affected by fluctuations in energy prices and supply and demand of energy fuels. Markets for various energy-related commodities can have significant volatility and are subject to control or manipulation by large producers or purchasers. Companies in the energy sector may need to make substantial expenditures, and to incur significant amounts of debt, in order to maintain or expand their reserves. Oil and gas exploration and production can be significantly affected by natural disasters as well as changes in exchange rates, interest rates, government regulation, world events and economic conditions. These companies may be at risk for environmental damage claims. Issuers in the energy sector may also be impacted by changing investor and consumer preferences arising from the sector's potential exposure to sustainability and environmental concerns.

**Mid-Capitalization Company Risk** – The mid-capitalization companies in which the Fund may invest may be more vulnerable to adverse business or economic events than larger, more established companies. In particular, investments in these mid-sized companies may pose additional risks, including liquidity risk, because these companies tend to have limited product lines, markets and financial resources, and may depend upon a relatively small management group. Therefore, mid-cap stocks may be more volatile than those of larger companies. These securities may be traded over-the-counter or listed on an exchange.

**Market Risk** – The prices of and the income generated by the Fund’s securities may decline in response to, among other things, investor sentiment, general economic and market conditions, regional or global instability, and currency and interest rate fluctuations. In addition, the impact of any military action, epidemic, pandemic or natural disaster, or widespread fear that such events may occur, could negatively affect the global economy, as well as the economies of individual countries, the financial performance of individual companies and sectors, and the markets in general in significant and unforeseen ways. Any such impact could adversely affect the prices and liquidity of the securities and other instruments in which the Fund invests, which in turn could negatively impact the Fund’s performance and cause losses on your investment in the Fund.

**REIT Risk** – REITs are pooled investment vehicles that own, and usually operate, income-producing real estate. REITs are susceptible to the risks associated with direct ownership of real estate, such as the following: declines in property values; increases in property taxes, operating expenses, interest rates or competition; overbuilding; zoning changes; and losses from casualty or condemnation. REITs typically incur fees that are separate from those of the Fund. Accordingly, the Fund’s investments in REITs will result in the layering of expenses such that shareholders will indirectly bear a proportionate share of the REITs’ operating expenses, in addition to paying Fund expenses. REIT operating expenses are not reflected in the fee table and example in this Prospectus.

**MLP Risk** – MLPs are limited partnerships in which the ownership units are publicly traded. MLPs often own several properties or businesses (or own interests) that are related to oil and gas industries or other natural resources, but they also may finance other projects. To the extent that an MLP’s interests are all in a particular industry or industries, such as the energy industries, the MLP will be negatively impacted by economic events adversely impacting that industry or industries. Additional risks of investing in an MLP also include those involved in investing in a partnership as opposed to a corporation. For example, state law governing partnerships is often less restrictive than state law governing corporations. Accordingly, there may be fewer protections afforded to investors in a MLP than investors in a corporation. For example, investors in MLPs may have limited voting rights or be liable under certain circumstances for amounts greater than the amount of their investment. In addition, MLPs may be subject to state taxation in certain jurisdictions which will have the effect of reducing the amount of income paid by the MLP to its investors.

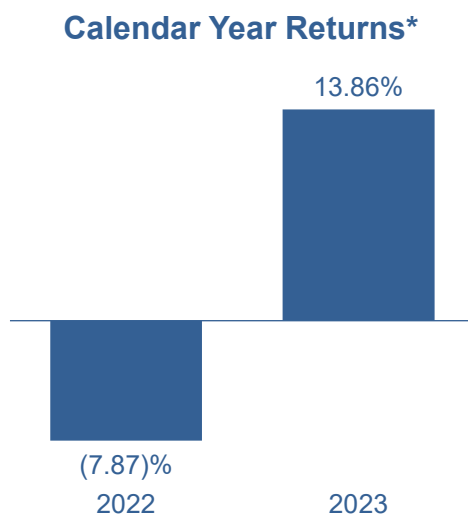
Energy companies are affected by worldwide energy prices and costs related to energy production. These companies may have significant operations in areas at risk for natural disasters, social unrest and environmental damage. These companies may also be at risk for increased government regulation and intervention, energy conservation efforts, litigation and negative publicity and perception.

**Value Investing Risk** – Investments in value stocks present the risk that a stock may decline in value or never reach the value the Adviser believes is its full market value. In addition, the Fund’s value investment style may go out of favor with investors.

**Management Style Risk** – The portfolio manager’s method of security selection may not be successful and the Fund may underperform relative to other mutual funds that employ similar investment strategies. In addition, the Adviser may select investments that fail to perform as anticipated.

## Performance Information

The bar chart and table that follow provide some indication of the risks of investing in the Fund by showing changes in the performance of the Institutional Shares of the Fund from year-to-year and by showing how the average annual returns for 1-year and since inception of the Fund compare with those of the Russell Midcap Value Index. How the Fund has performed in the past (before and after taxes) is not necessarily an indication of how the Fund will perform in the future. Updated performance information is available on the Fund’s website at [www.westwoodfunds.com](http://www.westwoodfunds.com) or by calling 1-877-FUND-WHG (1-877-386-3944).



\* The Fund’s year-to-date return through December 31, 2023 was 13.86%.

<b>Best Quarter</b>	<b>Worst Quarter</b>
<b>10.65%</b>	<b>(11.75)%</b>
<b>(12/31/2023)</b>	<b>(6/30/2022)</b>

### *Average Annual Total Returns for Periods Ended December 31, 2023*

This table compares the Fund’s Institutional Shares’ average annual total returns for the periods ended December 31, 2023 to those of an appropriate broad-based index.

After-tax returns are calculated using the historical highest individual federal marginal income tax rates and do not reflect the impact of state and local taxes. Your actual after-tax returns will depend on your tax situation and may differ from those shown. After-tax returns shown are not relevant to investors who hold their Fund shares through tax-deferred arrangements, such as 401(k) plans or individual retirement accounts (“IRAs”).

	<b>1 Year</b>	<b>Since Inception (November 30, 2021)</b>
<b>WESTWOOD QUALITY MIDCAP FUND – INSTITUTIONAL</b>		
<b>Fund Returns Before Taxes</b>	13.86%	5.32%
<b>Fund Returns After Taxes on Distributions</b>	13.05%	4.77%
<b>Fund Returns After Taxes on Distributions and Sale of Fund Shares</b>	8.47%	3.96%
<b>Russell Midcap Value Index</b>		
<b>(reflects no deduction for fees, expenses, or taxes)</b>	12.71%	2.54%

## **Investment Adviser**

Westwood Management Corp. is the Fund's investment adviser.

## **Portfolio Managers**

The Fund is managed by a portfolio team. The professionals primarily responsible for the day-to-day management of the Fund are as follows:

Mr. Trip Rodgers, CFA, Senior Vice President, Senior Research Analyst, has managed the Fund since its inception in 2021.

Ms. Lauren Hill, CFA, Senior Vice President, Research Analyst & Portfolio Manager, has managed the Fund since its inception in 2021.

Mr. Matthew Na, CFA, Vice President, Research Analyst and Portfolio Manager, has managed the Fund since February 28, 2023.

*For important information about the purchase and sale of Fund shares, taxes and financial intermediary compensation, please turn to the "Summary Information about the Purchase and Sale of Fund Shares, Taxes and Financial Intermediary Compensation" section of the Prospectus.*

# WESTWOOD QUALITY SMIDCAP FUND

## Fund Investment Objective

The investment objective of the Westwood Quality SMidCap Fund (the “Fund” or “SMidCap Fund”) is to seek long-term capital appreciation.

## Fund Fees and Expenses

This table describes the fees and expenses that you may pay if you buy, hold and sell Institutional Shares of the Fund. **You may be required to pay commissions and/or other forms of compensation to a broker for transactions in Institutional Shares, which are not reflected in the table or the example below.** Shares of the Fund are available in other share classes that have different fees and expenses.

### Annual Fund Operating Expenses (expenses that you pay each year as a percentage of the value of your investment)

	Institutional Shares	
Management Fees		0.75%
Other Expenses		0.26%
Administrative Services Plan Fees <sup>1</sup>	0.18%	
Other Operating Expenses	0.08%	
Total Annual Fund Operating Expenses		1.01%
Less Fee Reductions and/or Expense Reimbursements <sup>2</sup>		(0.15)%
Total Annual Fund Operating Expenses After Fee Reductions and/or Expense Reimbursements		0.86%

<sup>1</sup> The Fund has adopted an Administrative Services Plan that provides that the Fund may pay financial intermediaries for shareholder services in an annual amount not to exceed 0.20% based on the average daily net assets of the Fund’s Institutional Shares. The Fund paid 0.18% of its Institutional Shares’ average daily net assets in Administrative Services Plan Fees for the fiscal year ended October 31, 2023.

<sup>2</sup> Westwood Management Corp. (the “Adviser”) has contractually agreed to reduce fees and reimburse expenses in order to keep Total Annual Fund Operating Expenses for Institutional Shares (excluding interest, taxes, brokerage commissions, Rule 12b-1 distribution fees (if any), administrative servicing fees (if any), borrowing expenses such as dividend and interest expenses on securities sold short, Acquired Fund fees and expenses, costs to organize the Fund, other expenditures which are capitalized in accordance with generally accepted accounting principles, and extraordinary expenses (collectively, “excluded expenses”)) from exceeding 0.68% of the Fund’s Institutional Shares’ average daily net assets until March 1, 2025. In addition, the Adviser may receive from the Fund the difference between the Total Annual Fund Operating Expenses (not including excluded expenses) and the expense cap to recoup all or a portion of its prior fee reductions or expense reimbursements made during the rolling 36-month period preceding the date of the recoupment if at any point Total Annual Fund Operating Expenses (not including excluded expenses) are below the expense cap (i) at the time of the fee waiver and/or expense reimbursement and (ii) at the time of the recoupment. This Agreement may be terminated: (i) by the Board of Trustees (the “Board”) of Ultimus Managers Trust (the “Trust”), for any reason at any time; or (ii) by the Adviser, upon ninety (90) days’ prior written notice to the Trust, effective as of the close of business on March 1, 2025. This agreement will terminate automatically if the Fund’s investment advisory agreement with the Adviser is terminated.

### **Example**

This Example is intended to help you compare the cost of investing in the Fund with the cost of investing in other mutual funds.

The Example assumes that you invest \$10,000 in the Fund for the time periods indicated and then redeem all of your shares at the end of those periods. The Example also assumes that your investment has a 5% return each year and that the Fund's operating expenses remain the same and the contractual agreement to limit expenses remains in effect until March 1, 2025. Although your actual costs may be higher or lower, based on these assumptions your costs would be:

<b>1 Year</b>	<b>3 Years</b>	<b>5 Years</b>	<b>10 Years</b>
\$88	\$307	\$543	\$1,223

### **Portfolio Turnover**

The Fund pays transaction costs, such as commissions, when it buys and sells securities (or “turns over” its portfolio). A higher portfolio turnover rate may indicate higher transaction costs and may result in higher taxes when Fund shares are held in a taxable account. These costs, which are not reflected in total annual Fund operating expenses or in the example, affect the Fund's performance. During the most recent fiscal year ended October 31, 2023, the portfolio turnover rate of the Fund, was 87% of the average value of its portfolio.

### **Principal Investment Strategies**

Under normal circumstances, the Fund invests at least 80% of its net assets, plus any borrowings for investment purposes, in equity securities of small- and mid-cap companies. This investment policy may be changed by the Fund upon 60 days' prior written notice to shareholders. The Fund considers small- and mid-cap companies to be those companies within the market capitalization range of the Russell 2500<sup>®</sup> Index at the time of initial purchase. While the market capitalization range of the Russell 2500<sup>®</sup> Index changes throughout the year, it undergoes an annual reconstitution in June of each year. As of December 31, 2023, the market capitalization range of the companies in the index was between \$16.8 million and \$21.9 billion. The equity securities in which the Fund invests are primarily common stocks, but may also include shares of exchange-traded funds (“ETFs”), real estate investment trusts (“REITs”), and master limited partnerships (“MLPs”). The Fund generally invests in securities of domestic companies, but may also invest in equity securities of foreign companies and American Depositary Receipts (“ADRs”). In the event the Fund invests in foreign securities or ADRs, the Adviser expects that the Fund's investment in such securities would normally represent less than 15% of the Fund's assets.

The Fund invests in approximately 45-75 securities that are well diversified among market sectors. The Adviser utilizes a value style of investing to select securities for the Fund that it believes are undervalued, generally maintain high-quality characteristics, and offer an attractive opportunity for price appreciation coupled with downside risk limitation. Value investing focuses on companies with stocks that appear undervalued in light of factors such as the company's earnings, book values, revenues and cash flow. Key metrics for evaluating the risk/return profile of an investment may include strong free cash flow, an improving return on equity, a strengthening balance sheet and, in the case of common equities, positive earnings surprises without a corresponding change in the stock price. The Adviser has disciplines in place that serve as sell signals, such as a security reaching a predetermined price target, a change to a company's fundamentals that makes the risk/return profile unattractive, or a need to improve the overall risk/return profile of the Fund. The Adviser will not necessarily sell a security that has appreciated or depreciated outside the Fund's target capitalization range.

## Principal Risks

As with all mutual funds, there is no guarantee that the Fund will achieve its investment objective. You could lose money by investing in the Fund. **A Fund share is not a bank deposit and is not insured or guaranteed by the FDIC or any government agency.** The principal risk factors affecting shareholders' investments in the Fund are set forth below.

**Equity Risk** – Since it purchases equity securities, the Fund is subject to the risk that stock prices will fall over short or extended periods of time. Historically, the equity markets have moved in cycles, and the value of the Fund's equity securities may fluctuate drastically from day to day. Individual companies may report poor results or be negatively affected by industry and/or economic trends and developments. The prices of securities issued by such companies may suffer a decline in response. In addition, the impact of any epidemic, pandemic or natural disaster, or widespread fear that such events may occur, could negatively affect the global economy, as well as the economies of individual countries, the financial performance of individual companies and sectors, and the markets in general in significant and unforeseen ways. Any such impact could adversely affect the prices and liquidity of the securities and other instruments in which the Fund invests, which in turn could negatively impact the Fund's performance and cause losses on your investment in the Fund. These factors contribute to price volatility, which is the principal risk of investing in the Fund.

**Small- and Mid-Capitalization Company Risk** – The small- and mid-capitalization companies in which the Fund invests may be more vulnerable to adverse business or economic events than larger, more established companies. In particular, investments in these small- and mid-sized companies may pose additional risks, including liquidity risk, because these companies tend to have limited product lines, markets and financial resources, and may depend upon a relatively small management group. Therefore, small- and mid-cap stocks may be more volatile than those of larger companies. These securities may be traded over-the-counter or listed on an exchange.

**Liquidity Risk** – Certain securities may be difficult or impossible to sell at the time and the price that the Fund would like. The Fund may have to accept a lower price to sell a security, sell other securities to raise cash, or give up an investment opportunity, any of which could have a negative effect on Fund management or performance.

**Market Risk** – The prices of and the income generated by the Fund's securities may decline in response to, among other things, investor sentiment, general economic and market conditions, regional or global instability, and currency and interest rate fluctuations. In addition, the impact of any military action, epidemic, pandemic or natural disaster, or widespread fear that such events may occur, could negatively affect the global economy, as well as the economies of individual countries, the financial performance of individual companies and sectors, and the markets in general in significant and unforeseen ways. Any such impact could adversely affect the prices and liquidity of the securities and other instruments in which the Fund invests, which in turn could negatively impact the Fund's performance and cause losses on your investment in the Fund.

**REIT Risk** – REITs are pooled investment vehicles that own, and usually operate, income-producing real estate. REITs are susceptible to the risks associated with direct ownership of real estate, such as the following: declines in property values; increases in property taxes, operating expenses, interest rates or competition; overbuilding; zoning changes; and losses from casualty or condemnation. REITs typically incur fees that are separate from those of the Fund. Accordingly, the Fund's investments in REITs will result in the layering of expenses such that shareholders will indirectly bear a proportionate share of the REITs' operating expenses, in addition to paying Fund expenses. REIT operating expenses are not reflected in the fee table and example in this Prospectus.



**Energy Sector Risk** – Issuers in energy-related industries can be significantly affected by fluctuations in energy prices and supply and demand of energy fuels. Markets for various energy-related commodities can have significant volatility, and are subject to control or manipulation by large producers or purchasers. Companies in the energy sector may need to make substantial expenditures, and to incur significant amounts of debt, in order to maintain or expand their reserves. Oil and gas exploration and production can be significantly affected by natural disasters as well as changes in exchange rates, interest rates, government regulation, world events and economic conditions. These companies may be at risk for environmental damage claims. Issuers in the energy sector may also be impacted by changing investor and consumer preferences arising from the sector’s potential exposure to sustainability and environmental concerns.

**Value Investing Risk** – Investments in value stocks present the risk that a stock may decline in value or never reach the value the Adviser believes is its full market value. In addition, the Fund’s value investment style may go out of favor with investors.

**Foreign Currency Risk** – As a result of the Fund’s investments in securities or other investments denominated in, and/or receiving revenues in, foreign currencies, the Fund will be subject to currency risk. Currency risk is the risk that foreign currencies will decline in value relative to the U.S. dollar, in which case, the dollar value of an investment in the Fund would be adversely affected.

**MLP Risk** – MLPs are limited partnerships in which the ownership units are publicly traded. MLPs often own several properties or businesses (or own interests) that are related to oil and gas industries or other natural resources, but they also may finance other projects. To the extent that an MLP’s interests are all in a particular industry or industries, such as the energy industries, the MLP will be negatively impacted by economic events adversely impacting that industry or industries. Additional risks of investing in an MLP also include those involved in investing in a partnership as opposed to a corporation. For example, state law governing partnerships is often less restrictive than state law governing corporations. Accordingly, there may be fewer protections afforded to investors in a MLP than investors in a corporation. For example, investors in MLPs may have limited voting rights or be liable under certain circumstances for amounts greater than the amount of their investment. In addition, MLPs may be subject to state taxation in certain jurisdictions which will have the effect of reducing the amount of income paid by the MLP to its investors.

**Foreign Securities Risk** – Investing in foreign securities, including direct investments and through ADRs, which are traded on exchanges and represent an ownership interest in a foreign security, poses additional risks since political and economic events unique to a country or region will affect those markets and their issuers. These risks will not necessarily affect the U.S. economy or similar issuers located in the United States. Securities of foreign companies may not be registered with the U.S. Securities and Exchange Commission (the “SEC”) and foreign companies are generally not subject to the regulatory controls imposed on U.S. issuers and, as a consequence, there is generally less publicly available information about foreign securities than is available about domestic securities. Income from foreign securities owned by the Fund may be reduced by a withholding tax at the source, which tax would reduce income received from the securities comprising the Fund’s portfolio. Foreign securities may also be more difficult to value than securities of U.S. issuers. In addition, periodic U.S. Government restrictions on investments in issuers from certain foreign countries may require the Fund to sell such investments at inopportune times, which could result in losses to the Fund. While ADRs provide an alternative to directly purchasing the underlying foreign securities in their respective national markets and currencies, investments in ADRs continue to be subject to many of the risks associated with investing directly in foreign securities.

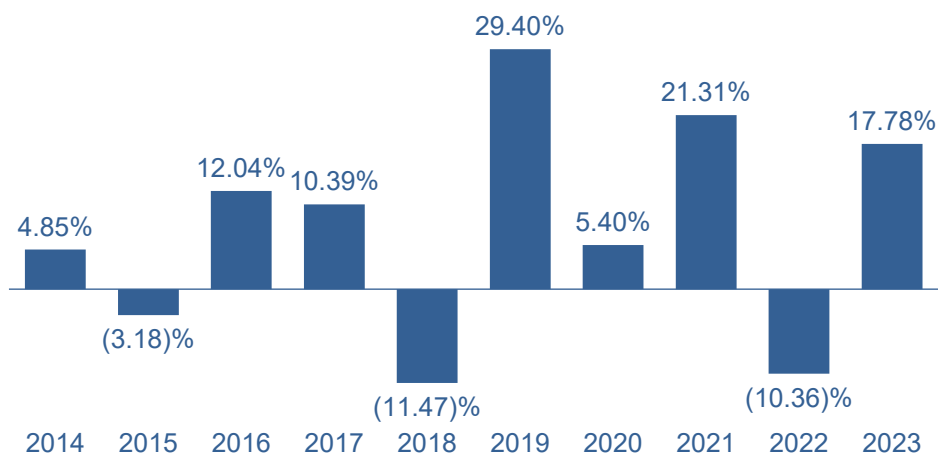
**Geographic Focus Risk** – To the extent that it focuses its investments in a particular country or geographic region, the Fund may be more susceptible to economic, political, regulatory or other events or conditions affecting issuers and countries within that country or geographic region. As a result, the Fund may be subject to greater price volatility and risk of loss than a fund holding more geographically diverse investments.

**ETF Risk** – ETFs are pooled investment vehicles, such as registered investment companies and grantor trusts, whose shares are listed and traded on U.S. stock exchanges or otherwise traded in the over-the-counter market. To the extent that the Fund invests in ETFs, the Fund will be subject to substantially the same risks as those associated with the direct ownership of the securities in which the ETF invests, and the value of the Fund’s investment will fluctuate in response to the performance of the ETF’s holdings. ETFs typically incur fees that are separate from those of the Fund. Accordingly, the Fund’s investments in ETFs will result in the layering of expenses such that shareholders will indirectly bear a proportionate share of the ETFs’ operating expenses, in addition to paying Fund expenses. Because the value of ETF shares depends on the demand in the market, shares may trade at a discount or premium to their net asset value and the Adviser may not be able to liquidate the Fund’s holdings at the most optimal time, which could adversely affect the Fund’s performance.

## Performance Information

The bar chart and table that follow provide some indication of the risks of investing in the Fund by showing changes in the performance of the Institutional Shares of the Fund from year-to-year and by showing how the average annual returns for 1-year, 5-years, 10-years and since inception of the Fund compare with those of the Russell 2500® Value Index. The performance shown in the bar chart and table for periods prior to November 1, 2021 represents the performance of the Institutional Shares of the Westwood Quality SMidCap Fund, a series of The Advisor’s Inner Circle Fund (the “Predecessor Fund”). The Fund is the successor to the Predecessor Fund through a reorganization with the Fund on November 1, 2021. How the Fund and the Predecessor Fund have performed in the past (before and after taxes) is not necessarily an indication of how the Fund will perform in the future. Updated performance information is available on the Fund’s website at [www.westwoodfunds.com](http://www.westwoodfunds.com) or by calling 1-877-FUND-WHG (1-877-386-3944).

### Calendar Year Returns\*



\* The Fund’s year-to-date return through December 31, 2023 was 17.78%.

**Best Quarter**  
**22.59%**  
**(12/31/2020)**

**Worst Quarter**  
**(30.79)%**  
**(3/31/2020)**

### *Average Annual Total Returns for Periods Ended December 31, 2023*

This table compares the Fund's Institutional Shares' average annual total returns for the periods ended December 31, 2023 to those of an appropriate broad-based index.

After-tax returns are calculated using the historical highest individual federal marginal income tax rates and do not reflect the impact of state and local taxes. Your actual after-tax returns will depend on your tax situation and may differ from those shown. After-tax returns shown are not relevant to investors who hold their Fund shares through tax-deferred arrangements, such as 401(k) plans or individual retirement accounts ("IRAs").

<b>WESTWOOD QUALITY SMIDCAP FUND – INSTITUTIONAL</b>				<b>Inception Date December 19, 2005</b>
<b>Fund Returns Before Taxes</b>	<b>1 Year</b>	<b>5 Years</b>	<b>10 Years</b>	
	17.78%	11.80%	6.86%	
<b>Fund Returns After Taxes on Distributions</b>	16.79%	9.86%	4.75%	
<b>Fund Returns After Taxes on Distributions and Sale of Fund Shares</b>	10.92%	9.00%	4.94%	
<b>Russell 2500<sup>®</sup> Value Index (reflects no deduction for fees, expenses, or taxes)</b>	15.98%	10.79%	7.42%	

### **Investment Adviser**

Westwood Management Corp. is the Fund's investment adviser.

### **Portfolio Managers**

The Fund is managed by a portfolio team. The professionals primarily responsible for the day-to-day management of the Fund are as follows:

Mr. Prashant Inamdar, CFA, Senior Vice President, Research Analyst, has managed the Fund since 2013.\*

Mr. William Costello, CFA, Senior Vice President, Director of Equity Portfolios, has managed the Fund since 2018.\*

Mr. Trip Rodgers, CFA, Senior Vice President, Research Analyst, has managed the Fund since September 29, 2023.

Mr. Kyle Martin, CFA, Vice President, Research Analyst, has managed the Fund since 2021.\*

\* Including managing the Predecessor Fund through its reorganization into the Fund on November 1, 2021.

*For important information about the purchase and sale of Fund shares, taxes and financial intermediary compensation, please turn to the "Summary Information about the Purchase and Sale of Fund Shares, Taxes and Financial Intermediary Compensation" section of the Prospectus.*

# WESTWOOD QUALITY SMALLCAP FUND

## Fund Investment Objective

The investment objective of the Westwood Quality SmallCap Fund (the “Fund” or “SmallCap Fund”) is to seek long-term capital appreciation.

## Fund Fees and Expenses

This table describes the fees and expenses that you may pay if you buy, hold and sell Institutional Shares of the Fund. **You may be required to pay commissions and/or other forms of compensation to a broker for transactions in Institutional Shares, which are not reflected in the table or the example below.** Shares of the Fund are available in other share classes that have different fees and expenses.

### Annual Fund Operating Expenses (expenses that you pay each year as a percentage of the value of your investment)

	Institutional Shares	
Management Fees		0.85%
Other Expenses		0.20%
Administrative Services Plan Fees <sup>1</sup>	0.13%	
Other Operating Expenses	0.07%	
Total Annual Fund Operating Expenses		1.05%
Less Fee Reductions and/or Expense Reimbursements <sup>2</sup>		(0.13)%
Total Annual Fund Operating Expenses After Fee Reductions and/or Expense Reimbursements		0.92%

<sup>1</sup> The Fund has adopted an Administrative Services Plan that provides that the Fund may pay financial intermediaries for shareholder services in an annual amount not to exceed 0.20% based on the average daily net assets of the Fund’s Institutional Shares. The Fund paid 0.13% of its Institutional Shares’ average daily net assets in Administrative Services Plan Fees for the fiscal year ended October 31, 2023.

<sup>2</sup> Westwood Management Corp. (the “Adviser”) has contractually agreed to reduce fees and reimburse expenses in order to keep Total Annual Fund Operating Expenses for Institutional Shares (excluding interest, taxes, brokerage commissions, Rule 12b-1 distribution fees (if any), administrative servicing fees (if any), borrowing expenses such as dividend and interest expenses on securities sold short, Acquired Fund fees and expenses, costs to organize the Fund, other expenditures which are capitalized in accordance with generally accepted accounting principles, and extraordinary expenses (collectively, “excluded expenses”)) from exceeding 0.79% of the Fund’s Institutional Shares’ average daily net assets until March 1, 2025. In addition, the Adviser may receive from the Fund the difference between the Total Annual Fund Operating Expenses (not including excluded expenses) and the expense cap to recoup all or a portion of its prior fee reductions or expense reimbursements made during the rolling 36-month period preceding the date of the recoupment if at any point Total Annual Fund Operating Expenses (not including excluded expenses) are below the expense cap (i) at the time of the fee waiver and/or expense reimbursement and (ii) at the time of the recoupment. This Agreement may be terminated: (i) by the Board of Trustees (the “Board”) of Ultimus Managers Trust, for any reason at any time; or (ii) by the Adviser, upon ninety (90) days’ prior written notice to the Trust, effective as of the close of business on March 1, 2025. This agreement will terminate automatically if the Fund’s investment advisory agreement with the Adviser is terminated.

### **Example**

This Example is intended to help you compare the cost of investing in the Fund with the cost of investing in other mutual funds.

The Example assumes that you invest \$10,000 in the Fund for the time periods indicated and then redeem all of your shares at the end of those periods. The Example also assumes that your investment has a 5% return each year and that the Fund's operating expenses remain the same and the contractual agreement to limit expenses remains in effect until March 1, 2025. Although your actual costs may be higher or lower, based on these assumptions your costs would be:

<b>1 Year</b>	<b>3 Years</b>	<b>5 Years</b>	<b>10 Years</b>
\$94	\$321	\$567	\$1,271

### **Portfolio Turnover**

The Fund pays transaction costs, such as commissions, when it buys and sells securities (or "turns over" its portfolio). A higher portfolio turnover rate may indicate higher transaction costs and may result in higher taxes when Fund shares are held in a taxable account. These costs, which are not reflected in total annual Fund operating expenses or in the example, affect the Fund's performance. During the most recent fiscal year ended October 31, 2023, the portfolio turnover rate of the Fund, was 58% of the average value of its portfolio.

### **Principal Investment Strategies**

Under normal circumstances, the Fund invests at least 80% of its net assets, plus any borrowings for investment purposes, in equity securities of small-cap companies. This investment policy may be changed by the Fund upon 60 days' prior written notice to shareholders. The Fund considers small-cap companies to be those companies within the market capitalization range of the Russell 2000<sup>®</sup> Index at the time of initial purchase. While the market capitalization range of the Russell 2000<sup>®</sup> Index changes throughout the year, it undergoes an annual reconstitution in June of each year. As of December 31, 2023, the market capitalization range of the companies in the index was between \$16.8 million and \$15.9 billion. The equity securities in which the Fund invests are primarily common stocks, but may also include shares of exchange-traded funds ("ETFs"), real estate investment trusts ("REITs"), and master limited partnerships ("MLPs"). The Fund generally invests in securities of domestic companies, but may also invest in equity securities of foreign companies and American Depositary Receipts ("ADRs"). In the event the Fund invests in foreign securities and ADRs, the Adviser expects that the Fund's investment in such securities would normally represent less than 25% of the Fund's assets.

The Fund invests in approximately 50-70 securities that are well diversified among market sectors. The Adviser utilizes a value style of investing to select securities for the Fund that it believes are undervalued, generally maintain high quality characteristics, and offer an attractive opportunity for price appreciation coupled with downside risk limitation. Value investing focuses on companies with stocks that appear undervalued in light of factors such as the company's earnings, book values, revenues and cash flow. The Fund considers quality characteristics from a quantitative perspective, such as free cash flow generation, attractive returns on capital, and conservative balance sheets. Additionally, from a qualitative perspective, quality characteristics include strong management teams, durable competitive advantages, and reasonable growth prospects. Key metrics for evaluating the risk/return profile of an investment may include strong free cash flow, an improving return on equity, a strengthening balance sheet and, in the case of common equities, positive earnings surprises without a corresponding change in the stock price. The Adviser has disciplines in place that serve as sell signals, such as a security reaching a predetermined price target, a change to a company's fundamentals that makes the risk/return profile unattractive, or a need to improve the overall risk/return profile of the Fund. The Adviser will not necessarily sell a security that has appreciated or depreciated outside the Fund's target capitalization range.

## Principal Risks

As with all mutual funds, there is no guarantee that the Fund will achieve its investment objective. You could lose money by investing in the Fund. **A Fund share is not a bank deposit and is not insured or guaranteed by the FDIC or any government agency.** The principal risk factors affecting shareholders' investments in the Fund are set forth below.

**Equity Risk** – Since it purchases equity securities, the Fund is subject to the risk that stock prices will fall over short or extended periods of time. Historically, the equity markets have moved in cycles, and the value of the Fund's equity securities may fluctuate drastically from day to day. Individual companies may report poor results or be negatively affected by industry and/or economic trends and developments. The prices of securities issued by such companies may suffer a decline in response. In addition, the impact of any epidemic, pandemic or natural disaster, or widespread fear that such events may occur, could negatively affect the global economy, as well as the economies of individual countries, the financial performance of individual companies and sectors, and the markets in general in significant and unforeseen ways. Any such impact could adversely affect the prices and liquidity of the securities and other instruments in which the Fund invests, which in turn could negatively impact the Fund's performance and cause losses on your investment in the Fund. These factors contribute to price volatility, which is the principal risk of investing in the Fund.

**Small-Capitalization Company Risk** – The small-capitalization companies in which the Fund invests may be more vulnerable to adverse business or economic events than larger, more established companies. In particular, investments in these small-sized companies may pose additional risks, including liquidity risk, because these companies tend to have limited product lines, markets and financial resources, and may depend upon a relatively small management group. Therefore, small-cap stocks may be more volatile than those of larger companies. These securities may be traded over-the-counter or listed on an exchange.

**Liquidity Risk** – Certain securities may be difficult or impossible to sell at the time and the price that the Fund would like. The Fund may have to accept a lower price to sell a security, sell other securities to raise cash, or give up an investment opportunity, any of which could have a negative effect on Fund management or performance.

**Market Risk** – The prices of and the income generated by the Fund's securities may decline in response to, among other things, investor sentiment, general economic and market conditions, regional or global instability, and currency and interest rate fluctuations. In addition, the impact of any military action, epidemic, pandemic or natural disaster, or widespread fear that such events may occur, could negatively affect the global economy, as well as the economies of individual countries, the financial performance of individual companies and sectors, and the markets in general in significant and unforeseen ways. Any such impact could adversely affect the prices and liquidity of the securities and other instruments in which the Fund invests, which in turn could negatively impact the Fund's performance and cause losses on your investment in the Fund.

**REIT Risk** – REITs are pooled investment vehicles that own, and usually operate, income-producing real estate. REITs are susceptible to the risks associated with direct ownership of real estate, such as the following: declines in property values; increases in property taxes, operating expenses, interest rates or competition; overbuilding; zoning changes; and losses from casualty or condemnation. REITs typically incur fees that are separate from those of the Fund. Accordingly, the Fund's investments in REITs will result in the layering of expenses such that shareholders will indirectly bear a proportionate share of the REITs' operating expenses, in addition to paying Fund expenses. REIT operating expenses are not reflected in the fee table and example in this Prospectus.

**MLP Risk** – MLPs are limited partnerships in which the ownership units are publicly traded. MLPs often own several properties or businesses (or own interests) that are related to oil and gas industries or other natural resources, but they also may finance other projects. To the extent that an MLP's interests are all in a particular industry or industries, such as the energy industries, the MLP will be negatively impacted by economic events adversely impacting that industry or industries. Additional risks of investing in an MLP also include those involved in investing in a partnership as opposed to a corporation. For example, state law governing partnerships is often less restrictive than state law governing corporations. Accordingly, there may be fewer protections afforded to investors in a MLP than investors in a corporation. For example, investors in MLPs may have limited voting rights or be liable under certain circumstances for amounts greater than the amount of their investment. In addition, MLPs may be subject to state taxation in certain jurisdictions which will have the effect of reducing the amount of income paid by the MLP to its investors.

**Energy Sector Risk** – Issuers in energy-related industries can be significantly affected by fluctuations in energy prices and supply and demand of energy fuels. Markets for various energy-related commodities can have significant volatility, and are subject to control or manipulation by large producers or purchasers. Companies in the energy sector may need to make substantial expenditures, and to incur significant amounts of debt, in order to maintain or expand their reserves. Oil and gas exploration and production can be significantly affected by natural disasters as well as changes in exchange rates, interest rates, government regulation, world events and economic conditions. These companies may be at risk for environmental damage claims. Issuers in the energy sector may also be impacted by changing investor and consumer preferences arising from the sector's potential exposure to sustainability and environmental concerns.

**Value Investing Risk** – Investments in value stocks present the risk that a stock may decline in value or never reach the value the Adviser believes is its full market value. In addition, the Fund's value investment style may go out of favor with investors.

**Foreign Securities Risk** – Investing in foreign securities, including direct investments and through ADRs, which are traded on exchanges and represent an ownership interest in a foreign security, poses additional risks since political and economic events unique to a country or region will affect those markets and their issuers. These risks will not necessarily affect the U.S. economy or similar issuers located in the United States. Securities of foreign companies may not be registered with the U.S. Securities and Exchange Commission (the "SEC") and foreign companies are generally not subject to the regulatory controls imposed on U.S. issuers and, as a consequence, there is generally less publicly available information about foreign securities than is available about domestic securities. Income from foreign securities owned by the Fund may be reduced by a withholding tax at the source, which tax would reduce income received from the securities comprising the Fund's portfolio. Foreign securities may also be more difficult to value than securities of U.S. issuers. In addition, periodic U.S. Government restrictions on investments in issuers from certain foreign countries may require the Fund to sell such investments at inopportune times, which could result in losses to the Fund. While ADRs provide an alternative to directly purchasing the underlying foreign securities in their respective national markets and currencies, investments in ADRs continue to be subject to many of the risks associated with investing directly in foreign securities.

**Foreign Currency Risk** – As a result of the Fund's investments in securities or other investments denominated in, and/or receiving revenues in, foreign currencies, the Fund will be subject to currency risk. Currency risk is the risk that foreign currencies will decline in value relative to the U.S. dollar, in which case, the dollar value of an investment in the Fund would be adversely affected.

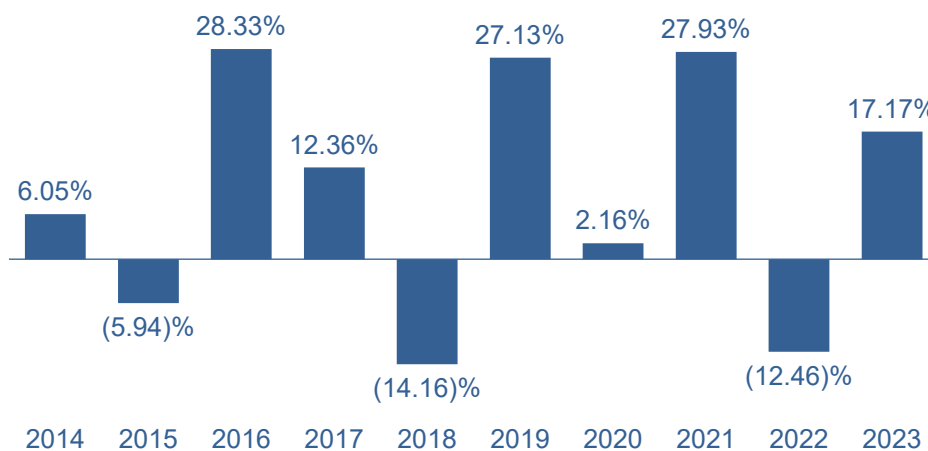
**Geographic Focus Risk** – To the extent that it focuses its investments in a particular country or geographic region, the Fund may be more susceptible to economic, political, regulatory or other events or conditions affecting issuers and countries within that country or geographic region. As a result, the Fund may be subject to greater price volatility and risk of loss than a fund holding more geographically diverse investments.

**ETF Risk** – ETFs are pooled investment vehicles, such as registered investment companies and grantor trusts, whose shares are listed and traded on U.S. stock exchanges or otherwise traded in the over-the-counter market. To the extent that the Fund invests in ETFs, the Fund will be subject to substantially the same risks as those associated with the direct ownership of the securities in which the ETF invests, and the value of the Fund’s investment will fluctuate in response to the performance of the ETF’s holdings. ETFs typically incur fees that are separate from those of the Fund. Accordingly, the Fund’s investments in ETFs will result in the layering of expenses such that shareholders will indirectly bear a proportionate share of the ETFs’ operating expenses, in addition to paying Fund expenses. Because the value of ETF shares depends on the demand in the market, shares may trade at a discount or premium to their net asset value and the Adviser may not be able to liquidate the Fund’s holdings at the most optimal time, which could adversely affect the Fund’s performance.

## Performance Information

The bar chart and table that follow provide some indication of the risks of investing in the Fund by showing changes in the performance of the Institutional Shares of the Fund from year-to-year and by showing how the average annual returns for 1-year, 5-years, 10-years and since inception of the Fund compare with those of the Russell 2000® Value Index. The performance shown in the bar chart and table for period prior to November 1, 2021 represents the performance of the Institutional Shares of the Westwood Quality SmallCap Fund, a series of the Advisors’ Inner Circle Fund (the “Predecessor Fund”). The Fund is the successor to the Predecessor Fund through a reorganization with the Fund on November 1, 2021. How the Fund and Predecessor Fund have performed in the past (before and after taxes) is not necessarily an indication of how the Fund will perform in the future. Updated performance information is available on the Fund’s website at [www.westwoodfunds.com](http://www.westwoodfunds.com) or by calling 1-877-FUND-WHG (1-877-386-3944).

### Calendar Year Returns\*



\* The Fund’s year-to-date return through December 31, 2023 was 17.17%.

**Best Quarter**  
**25.98%**  
**(12/31/2020)**

**Worst Quarter**  
**(32.64)%**  
**(3/31/2020)**



### *Average Annual Total Returns for Periods Ended December 31, 2023*

This table compares the Fund's Institutional Shares' average annual total returns for the periods ended December 31, 2023 to those of an appropriate broad-based index.

After-tax returns are calculated using the historical highest individual federal marginal income tax rates and do not reflect the impact of state and local taxes. Your actual after-tax returns will depend on your tax situation and may differ from those shown. After-tax returns shown are not relevant to investors who hold their Fund shares through tax-deferred arrangements, such as 401(k) plans or individual retirement accounts ("IRAs").

<b>WESTWOOD QUALITY SMALLCAP FUND – INSTITUTIONAL</b>				<b>Inception Date April 2, 2007</b>
<b>Fund Returns Before Taxes</b>	<b>1 Year</b>	<b>5 Years</b>	<b>10 Years</b>	
	17.17%	11.25%	7.72%	
<b>Fund Returns After Taxes on Distributions</b>	16.02%	10.45%	6.73%	
<b>Fund Returns After Taxes on Distributions and Sale of Fund Shares</b>	10.91%	8.84%	5.98%	
<b>Russell 2000® Value Index (reflects no deduction for fees, expenses, or taxes)</b>	14.65%	10.00%	6.76%	

### **Investment Adviser**

Westwood Management Corp. is the Fund's investment adviser.

### **Portfolio Managers**

The Fund is managed by a portfolio team. The professionals primarily responsible for the day-to-day management of the Fund are as follows:

Mr. William Costello, CFA, Senior Vice President, Director of Equity Portfolios, has managed the Fund since 2010.\*

Mr. Matthew Lockridge, Senior Vice President, Head of US Value, has managed the Fund since 2010.\*

Mr. Frederic G. Rowsey, CFA, Vice President, Research Analyst, has managed the Fund since 2013.\*

\* Including managing the Predecessor Fund through its reorganization into the Fund on November 1, 2021.

*For important information about the purchase and sale of Fund shares, taxes and financial intermediary compensation, please turn to the "Summary Information about the Purchase and Sale of Fund Shares, Taxes and Financial Intermediary Compensation" section of the Prospectus.*

# WESTWOOD QUALITY ALLCAP FUND

## Fund Investment Objective

The investment objective of the Westwood Quality AllCap Fund (the “Fund” or the “AllCap Fund”) is to seek long-term capital appreciation.

## Fund Fees and Expenses

This table describes the fees and expenses that you may pay if you buy, hold and sell Institutional Shares of the Fund. **You may be required to pay commissions and/or other forms of compensation to a broker for transactions in Institutional Shares, which are not reflected in the table or the example below.** Shares of the Fund are available in other share classes that have different fees and expenses.

### Annual Fund Operating Expenses (expenses that you pay each year as a percentage of the value of your investment)

	<b>Institutional Shares</b>	
Management Fees		0.45%
Other Expenses		0.46%
Administrative Services Plan Fees <sup>1</sup>	0.02%	
Other Operating Expenses	0.44%	
Total Annual Fund Operating Expenses		0.91%
Less Fee Reductions and/or Expense Reimbursements <sup>2</sup>		(0.44)%
Total Annual Fund Operating Expenses After Fee Reductions and/or Expense Reimbursements		0.47%

<sup>1</sup> The Fund has adopted an Administrative Services Plan that provides that the Fund may pay financial intermediaries for shareholder services in an annual amount not to exceed 0.20% based on the average daily net assets of the Fund’s Institutional Shares. The Fund paid 0.02% of its Institutional Shares’ average daily net assets in Administrative Services Plan Fees for the fiscal year ended October 31, 2023.

<sup>2</sup> Westwood Management Corp. (the “Adviser”) has contractually agreed to reduce fees and reimburse expenses in order to keep Total Annual Fund Operating Expenses for Institutional Shares (excluding interest, taxes, brokerage commissions, Rule 12b-1 distribution fees (if any), administrative servicing fees (if any), borrowing expenses such as dividend and interest expenses on securities sold short, acquired fund fees and expenses, cost to organize the Fund, other expenditures which are capitalized in accordance with generally accepted accounting principles, and extraordinary expenses (collectively, “excluded expenses”)) from exceeding 0.45% of the Fund’s Institutional Shares’ average daily net assets until March 1, 2025. In addition, the Adviser may receive from the Fund the difference between the Total Annual Fund Operating Expenses (not including excluded expenses) and the expense cap to recoup all or a portion of its prior fee reductions or expense reimbursements made during the rolling 36-month period preceding the date of the recoupment if at any point Total Annual Fund Operating Expenses (not including excluded expenses) are below the expense cap (i) at the time of the fee waiver and/or expense reimbursement and (ii) at the time of the recoupment. This Agreement may be terminated: (i) by the Board of Trustees (the “Board”) of Ultimus Managers Trust (the “Trust”), for any reason at any time; or (ii) by the Adviser, upon ninety (90) days’ prior written notice to the Trust, effective as of the close of business on March 1, 2025. This agreement will terminate automatically if the Fund’s investment advisory agreement with the Adviser is terminated.

### *Example*

This Example is intended to help you compare the cost of investing in the Fund with the cost of investing in other mutual funds.

The Example assumes that you invest \$10,000 in the Fund for the time periods indicated and then redeem all of your shares at the end of those periods. The Example also assumes that your investment has a 5% return each year, that the Fund's operating expenses remain the same, and the contractual agreement to limit expenses remains in effect only until March 1, 2025. Although your actual costs may be higher or lower, based on these assumptions your costs would be:

<b>1 Year</b>	<b>3 Years</b>	<b>5 Years</b>	<b>10 Years</b>
\$48	\$246	\$461	\$1,079

### **Portfolio Turnover**

The Fund pays transaction costs, such as commissions, when it buys and sells securities (or “turns over” its portfolio). A higher portfolio turnover rate may indicate higher transaction costs and may result in higher taxes when Fund shares are held in a taxable account. These costs, which are not reflected in total annual fund operating expenses or in the example, affect the Fund's performance. During the most recent fiscal year ended October 31, 2023, the portfolio turnover rate of the Fund was 84% of the average value of its portfolio.

### **Principal Investment Strategies**

The Fund seeks to achieve its investment objective by investing primarily in equity securities of companies which the Adviser believes are undervalued in relation to the broader market, employ superior business models compared to their competition, and possess strong balance sheets and free cash flow. Generally, the universe of securities from which the Adviser selects investments will encompass companies of all market capitalizations greater than \$100 million at the time of purchase. The equity securities in which the Fund invests are primarily common stocks, public real estate investment trusts (“REITs”), and master limited partnerships (“MLPs”). The Fund's investments in REITs include commercial property REITs and residential mortgage REITs. The Fund's investments in MLPs will primarily be within the broad energy sector and include MLPs in transportation and shipping, storage, processing, refining, marketing, exploration, production, and mining.

Under normal conditions, the Fund invests in approximately 40-60 securities that are well-diversified among market sectors. The Adviser utilizes a value style of investing to select equity securities for the Fund that it believes are undervalued, generally maintain high-quality characteristics, and offer an attractive opportunity for price appreciation coupled with downside risk limitation. Value investing focuses on companies with stocks that appear undervalued in light of factors such as the company's earnings, book values, revenues and cash flow. Key metrics for evaluating the risk/return profile of an investment may include strong free cash flow, an improving return on equity, a strengthening balance sheet and, in the case of common equities, positive earnings surprises without a corresponding change in the stock price. As the Adviser constructs the Fund's portfolio, it does not have set allocations for common stocks, REITs, or MLPs, nor does it focus on any particular industry or sector. Sector weights are a residual of bottom-up portfolio construction and are limited to 25% to any one sector on an absolute basis as a component of the inherent risk controls embedded in the process. As the Adviser evaluates each investment opportunity, it applies the same value investing criteria regardless of the security type and constructs the portfolio by selecting those securities with the most attractive value factors described above regardless of security type,

sector, or industry. The Adviser has disciplines in place that serve as sell signals, such as a security reaching a predetermined price target or a change to a company's fundamentals that negatively impacts the original investment thesis. The Adviser will not necessarily sell a security that has depreciated below the stated market capitalization defined above.

## Principal Risks

As with all mutual funds, there is no guarantee that the Fund will achieve its investment objective. You could lose money by investing in the Fund. **A Fund share is not a bank deposit and is not insured or guaranteed by the FDIC or any government agency.** The principal risk factors affecting shareholders' investments in the Fund are set forth below.

**Equity Risk** – Since it purchases equity securities, the Fund is subject to the risk that stock prices will fall over short or extended periods of time. Historically, the equity markets have moved in cycles, and the value of the Fund's equity securities may fluctuate drastically from day to day. Individual companies may report poor results or be negatively affected by industry and/or economic trends and developments. The prices of securities issued by such companies may suffer a decline in response. In addition, the impact of any epidemic, pandemic or natural disaster, or widespread fear that such events may occur, could negatively affect the global economy, as well as the economies of individual countries, the financial performance of individual companies and sectors, and the markets in general in significant and unforeseen ways. Any such impact could adversely affect the prices and liquidity of the securities and other instruments in which the Fund invests, which in turn could negatively impact the Fund's performance and cause losses on your investment in the Fund. These factors contribute to price volatility, which is the principal risk of investing in the Fund.

- **Large-Capitalization Company Risk** – The large-capitalization companies in which the Fund invests may lag the performance of smaller capitalization companies because large-capitalization companies may experience slower rates of growth than smaller capitalization companies and may not respond as quickly to market changes and opportunities.
- **Small- and Mid-Capitalization Company Risk** – The small- and mid-capitalization companies in which the Fund may invest may be more vulnerable to adverse business or economic events than larger, more established companies. In particular, investments in these small- and mid-sized companies may pose additional risks, including liquidity risk, because these companies tend to have limited product lines, markets and financial resources, and may depend upon a relatively small management group. Therefore, small- and mid-cap stocks may be more volatile than those of larger companies. These securities may be traded over-the-counter or listed on an exchange.

**Liquidity Risk** – Certain securities may be difficult or impossible to sell at the time and the price that the Fund would like. The Fund may have to accept a lower price to sell a security, sell other securities to raise cash, or give up an investment opportunity, any of which could have a negative effect on Fund management or performance.

**Market Risk** – The prices of and the income generated by the Fund's securities may decline in response to, among other things, investor sentiment, general economic and market conditions, regional or global instability, and currency and interest rate fluctuations. In addition, the impact of any military action, epidemic, pandemic or natural disaster, or widespread fear that such events may occur, could negatively affect the global economy, as well as the economies of individual countries, the financial performance of individual companies and sectors, and the markets in general in significant and unforeseen ways. Any such impact could adversely affect the prices and liquidity of the securities and other instruments in which the Fund invests, which in turn could negatively impact the Fund's performance and cause losses on your investment in the Fund.

**REIT Risk** – REITs are pooled investment vehicles that own, and usually operate, income-producing real estate. REITs are susceptible to the risks associated with direct ownership of real estate, such as the following: declines in property values; increases in property taxes, operating expenses, interest rates or competition; overbuilding; zoning changes; and losses from casualty or condemnation. REITs typically incur fees that are separate from those of the Fund. Accordingly, the Fund’s investments in REITs will result in the layering of expenses such that shareholders will indirectly bear a proportionate share of the REITs’ operating expenses, in addition to paying Fund expenses. REIT operating expenses are not reflected in the fee table and example in this Prospectus.

**MLP Risk** – MLPs are limited partnerships in which the ownership units are publicly traded. MLPs often own several properties or businesses (or own interests) that are related to oil and gas industries or other natural resources, but they also may finance other projects. To the extent that an MLP’s interests are all in a particular industry or industries, such as the energy industries, the MLP will be negatively impacted by economic events adversely impacting that industry or industries. Additional risks of investing in an MLP also include those involved in investing in a partnership as opposed to a corporation. For example, state law governing partnerships is often less restrictive than state law governing corporations. Accordingly, there may be fewer protections afforded to investors in a MLP than investors in a corporation. For example, investors in MLPs may have limited voting rights or be liable under certain circumstances for amounts greater than the amount of their investment. In addition, MLPs may be subject to state taxation in certain jurisdictions which will have the effect of reducing the amount of income paid by the MLP to its investors.

Energy companies are affected by worldwide energy prices and costs related to energy production. These companies may have significant operations in areas at risk for natural disasters, social unrest and environmental damage. These companies may also be at risk for increased government regulation and intervention, energy conservation efforts, litigation and negative publicity and perception.

**Energy Sector Risk** – Issuers in energy-related industries can be significantly affected by fluctuations in energy prices and supply and demand of energy fuels. Markets for various energy-related commodities can have significant volatility, and are subject to control or manipulation by large producers or purchasers. Companies in the energy sector may need to make substantial expenditures, and to incur significant amounts of debt, in order to maintain or expand their reserves. Oil and gas exploration and production can be significantly affected by natural disasters as well as changes in exchange rates, interest rates, government regulation, world events and economic conditions. These companies may be at risk for environmental damage claims. Issuers in the energy sector may also be impacted by changing investor and consumer preferences arising from the sector’s potential exposure to sustainability and environmental concerns.

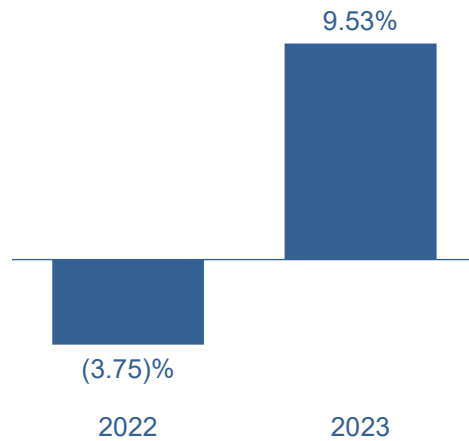
**Value Investing Risk** – Investments in value stocks present the risk that a stock may decline in value or never reach the value the Adviser believes is its full market value. In addition, the Fund’s value investment style may go out of favor with investors.

**Management Style Risk** – The portfolio manager’s method of security selection may not be successful and the Fund may underperform relative to other mutual funds that employ similar investment strategies. In addition, the Adviser may select investments that fail to perform as anticipated.

## Performance Information

The bar chart and table that follow provide some indication of the risks of investing in the Fund by showing changes in the performance of the Institutional Shares of the Fund from year-to-year and by showing how the average annual returns for 1-year and since inception of the Fund compare with those of the Russell 3000<sup>®</sup> Value Index. How the Fund has performed in the past (before and after taxes) is not necessarily an indication of how the Fund will perform in the future. Updated performance information is available on the Fund's website at [www.westwoodfunds.com](http://www.westwoodfunds.com) or by calling 1-877-FUND-WHG (1-877-386-3944).

### Calendar Year Returns\*



\* The Fund's year-to-date return through December 31, 2023 was 9.53%.

**Best Quarter**  
**14.68%**  
**(12/31/2022)**

**Worst Quarter**  
**(10.88)%**  
**(6/30/2022)**

### *Average Annual Total Returns for Periods Ended December 31, 2023*

This table compares the Fund’s Institutional Shares’ average annual total returns for the periods ended December 31, 2023 to those of an appropriate broad-based index.

After-tax returns are calculated using the historical highest individual federal marginal income tax rates and do not reflect the impact of state and local taxes. Your actual after-tax returns will depend on your tax situation and may differ from those shown. After-tax returns shown are not relevant to investors who hold their Fund shares through tax-deferred arrangements, such as 401(k) plans or individual retirement accounts (“IRAs”).

	<b>1 Year</b>	<b>Since Inception (September 24, 2021)</b>
<b>WESTWOOD QUALITY ALLCAP FUND – INSTITUTIONAL</b>		
<b>Fund Returns Before Taxes</b>	9.53%	5.70%
<b>Fund Returns After Taxes on Distributions</b>	8.54%	5.03%
<b>Fund Returns After Taxes on Distributions and Sale of Fund Shares</b>	6.16%	4.30%
<b>Russell 3000® Value Index (reflects no deduction for fees, expenses, or taxes)</b>	11.66%	4.53%

*For information about related performance, please see the “Related Performance Data of the Adviser” section of the Prospectus.*

### **Investment Adviser**

Westwood Management Corp. is the Fund’s investment adviser.

### **Portfolio Managers**

The Fund is managed by a portfolio team. The professionals primarily responsible for the day-to-day management of the Fund are as follows:

Michael Wall, Vice President, Research Analyst, has managed the Fund since its inception in 2021.

Ms. Lauren Hill, CFA, Senior Vice President, Research Analyst & Portfolio Manager, has managed the Fund since February 28, 2022.

Mr. Todd L. Williams, CFA, Senior Vice President, Director of Equity Research & Portfolio Manager, has managed the Fund since September 29, 2023.

*For important information about the purchase and sale of Fund shares, taxes and financial intermediary compensation, please turn to the “Summary Information about the Purchase and Sale of Fund Shares, Taxes and Financial Intermediary Compensation” section of the Prospectus.*

# WESTWOOD CAPITAL APPRECIATION AND INCOME FUND

## Fund Investment Objective

The investment objective of the Westwood Capital Appreciation and Income Fund (formerly, the Westwood Total Return Fund) (the “Fund” or “Capital Appreciation and Income Fund”) seeks to provide total return, through a combination of current income and capital appreciation.

## Fund Fees and Expenses

This table describes the fees and expenses that you may pay if you buy, hold and sell Institutional Shares of the Fund. **You may be required to pay commissions and/or other forms of compensation to a broker for transactions in Institutional Shares, which are not reflected in the table or the example below.** Shares of the Fund are available in other share classes that have different fees and expenses.

### Annual Fund Operating Expenses (expenses that you pay each year as a percentage of the value of your investment)

	Institutional Shares
Management Fees <sup>1</sup>	0.35%
Other Expenses	0.15%
Total Annual Fund Operating Expenses	0.50%
Less Fee Reductions and/or Expense Reimbursements <sup>2</sup>	(0.10)%
Total Annual Fund Operating Expenses After Fee Reductions and/or Expense Reimbursements	0.40%

<sup>1</sup> Management Fees consist of a base fee at an annualized rate of 0.50% of the Fund’s average daily net assets, and a positive or negative performance adjustment of up to an annualized rate of 0.20% based on the Fund’s Institutional Shares’ performance relative to the Blended 60/40 S&P 500® Index/Bloomberg U.S. Aggregate Bond Index plus 1.00%, resulting in a minimum total fee of 0.30% and a maximum total fee of 0.70%.

<sup>2</sup> Westwood Management Corp. (the “Adviser”) has contractually agreed to reduce fees and reimburse expenses in order to keep Total Annual Fund Operating Expenses for Institutional Shares (excluding interest, taxes, brokerage commissions, Rule 12b-1 distribution fees (if any), administrative servicing fee (if any), borrowing expenses such as dividend and interest expenses on securities sold short, Acquired Fund fees and expenses, costs to organize the Fund, other expenditures which are capitalized in accordance with generally accepted accounting principles, and extraordinary expenses (collectively, “excluded expenses”)) from exceeding 0.75% of the Fund’s Institutional Shares’ average daily net assets until terminated by the Fund’s shareholders. Additionally, the Adviser has contractually agreed to reduce fees and reimburse expenses in order to keep Total Annual Fund Operating Expenses for Institutional Shares (excluding Management Fees, interest, taxes, brokerage commissions, Rule 12b-1 distribution fees (if any), administrative servicing fee (if any), borrowing expenses such as dividend and interest expenses on securities sold short, Acquired Fund fees and expenses, costs to organize the Fund, other expenditures which are capitalized in accordance with generally accepted accounting principles, and extraordinary expenses (collectively, “excluded expenses”)) from exceeding 0.05% of the Fund’s Institutional Shares’ average daily net assets until March 1, 2025. In addition, the Adviser may receive from the Fund the difference between the Total



Annual Fund Operating Expenses (not including excluded expenses) and the expense cap to recoup all or a portion of its prior fee reductions or expense reimbursements made during the rolling 36-month period preceding the date of the recoupment if at any point Total Annual Fund Operating Expenses (not including excluded expenses) are below the expense cap (i) at the time of the fee waiver and/or expense reimbursement and (ii) at the time of the recoupment. This Agreement may be terminated: (i) by the Board of Trustees (the “Board”) of Ultimus Managers Trust (the “Trust”), for any reason at any time; or (ii) by the Adviser, upon ninety (90) days’ prior written notice to the Trust, effective as of the close of business on March 1, 2025. This agreement will terminate automatically if the Fund’s investment advisory agreement with the Adviser is terminated.

### ***Example***

This Example is intended to help you compare the cost of investing in the Fund with the cost of investing in other mutual funds.

The Example assumes that you invest \$10,000 in the Fund for the time periods indicated and then redeem all of your shares at the end of those periods. The Example also assumes that your investment has a 5% return each year and that the Fund’s operating expenses remain the same and the contractual agreement to limit expenses remains in effect until March 1, 2025. Although your actual costs may be higher or lower, based on these assumptions your costs would be:

<b>1 Year</b>	<b>3 Years</b>	<b>5 Years</b>	<b>10 Years</b>
\$41	\$150	\$270	\$619

### **Portfolio Turnover**

The Fund pays transaction costs, such as commissions, when it buys and sells securities (or “turns over” its portfolio). A higher portfolio turnover rate may indicate higher transaction costs and may result in higher taxes when Fund shares are held in a taxable account. These costs, which are not reflected in total annual Fund operating expenses or in the example, affect the Fund’s performance. During the most recent fiscal year ended October 31, 2023, the portfolio turnover rate of the Fund was 53% of the average value of its portfolio.

### **Principal Investment Strategies**

The Fund has significant flexibility to achieve its investment objective and invests in a broad range of securities, including debt and equity securities in the U.S. and other markets throughout the world, both developed and emerging. “Emerging markets” include countries in the MSCI Emerging Markets Index, and other countries that the Fund considers to be equivalent to those in that index based on their level of economic development or the size and experience of their securities markets. There is no limit on the number of countries in which the Fund may invest, and the Fund may focus its investments in a single country or a small group of countries. As attractive investments across asset classes and strategies arise, the Adviser attempts to capture these opportunities and has wide latitude to allocate the Fund’s assets among asset classes. The Adviser buys and sells securities and investments for the Fund based on the Adviser’s view of issuer fundamentals, global economics, sectors and overall portfolio construction, taking into account risk/return analyses and relative value considerations.

Under normal circumstances, the Fund invests at least 60% of its net assets in securities of U.S. issuers. U.S. issuers include the U.S. government and its agencies and instrumentalities. In addition, a company is considered by the Fund to be a U.S. issuer if: (i) at least 50% of the company’s assets are located in the

U.S.; (ii) at least 50% of the company's revenue is generated in the U.S.; (iii) the company is organized or maintains its principal place of business in the U.S.; or (iv) the company's securities are traded principally in the U.S.

The Fund seeks to achieve a neutral allocation of 60% of its total assets in equity securities and 40% of its total assets in debt securities. The Adviser's bottom-up investment process and top-down macroeconomic views will drive tactical allocation decisions by overweighting/underweighting stocks and bonds to outperform the benchmark.

The Fund may invest up to 50% of its total assets in debt securities, including corporate bonds, mortgage-backed, mortgage-related and asset-backed securities, inflation-linked securities (including Treasury Inflation Protected Securities ("TIPS")), bank loan assignments and participations ("Loans"). The Fund may invest up to 35% of its total assets in Loans. The Fund may invest in debt securities with any maturity, duration or credit quality, including securities rated below investment grade or, if unrated, deemed by the Adviser to be of comparable quality ("junk bonds").

The Fund may purchase or sell mortgage-backed securities on a delayed delivery or forward commitment basis through the "to-be-announced" ("TBA") market. With TBA transactions, the particular securities to be delivered are not identified at the trade date but the delivered securities must meet specified terms and standards. The Fund would generally enter into TBA transactions with the intention of taking possession of the underlying mortgage-backed securities. However, in an effort to obtain underlying mortgage securities on more preferable terms or to enhance returns, the Fund may extend the settlement by entering into dollar roll transactions in which the Fund sells mortgage-backed securities and simultaneously agrees to purchase substantially similar securities on a future date.

The Fund may invest up to 70% of its total assets in equity securities, including common stocks, American Depositary Receipts ("ADRs") and real estate investment trusts ("REITs"). The Fund may invest up to 25% of its total assets in REITs. In addition to investments in equity securities, the Fund may also invest up to 50% of its total assets in preferred stocks and convertible securities that have characteristics of both equity and debt securities. The Fund may invest in equity securities, preferred stocks and convertible securities of companies of any market capitalization.

In addition to direct investments in securities, derivatives, which are instruments that have a value based on another instrument, exchange rate or index, may be used as substitutes for securities in which the Fund can invest. The Fund may use futures contracts, foreign currency transactions, options and swaps to help manage duration, sector and yield curve exposure and credit and spread volatility. The Fund may also use such derivatives to manage equity, country, regional and currency exposure, to increase income or gain to the Fund, for hedging and for risk management. The Fund may hedge its non-dollar investments back to the U.S. dollar through the use of foreign currency derivatives, including forward foreign currency contracts and currency futures, but may not always do so. In addition to hedging non-dollar investments, the Fund may use such derivatives to increase income and gain to the Fund and/or as part of its risk management process by establishing or adjusting exposure to particular foreign securities, markets or currencies.

## Principal Risks

As with all mutual funds, there is no guarantee that the Fund will achieve its investment objective. You could lose money by investing in the Fund. **A Fund share is not a bank deposit and is not insured or guaranteed by the FDIC or any government agency.** The principal risk factors affecting shareholders' investments in the Fund are set forth below.

**Equity Risk** – Since it purchases equity securities, the Fund is subject to the risk that stock prices will fall over short or extended periods of time. Historically, the equity markets have moved in cycles, and the value of the Fund's equity securities may fluctuate drastically from day to day. Individual companies may report poor results or be negatively affected by industry and/or economic trends and developments. The prices of securities issued by such companies may suffer a decline in response.

**Fixed Income Risk** – Fixed income securities are subject to a number of risks, including credit and interest rate risks. Credit risk is the risk that the issuer or obligor will not make timely payments of principal and interest. Changes in an issuer's credit rating or the market's perception of an issuer's creditworthiness may also affect the value of the Fund's investment in that issuer. The Fund is subject to greater levels of credit risk to the extent it holds below investment grade debt securities, or "junk bonds." Interest rate risk is the risk that the value of a fixed income security will fall when interest rates rise. In general, the longer the maturity and the lower the credit quality of a fixed income security, the more likely its value will decline.

**Convertible Securities Risk** – The value of a convertible security is influenced by changes in interest rates (with investment value declining as interest rates increase and increasing as interest rates decline) and the credit standing of the issuer. The price of a convertible security will also normally vary in some proportion to changes in the price of the underlying common stock because of the conversion or exercise feature.

**Corporate Bond Risk** – Corporate bonds respond to economic developments, especially changes in interest rates, as well as perceptions of the creditworthiness and business prospects of individual issuers.

**High Yield Bond Risk** – High yield bonds (often called "junk bonds") are debt securities rated below investment grade. Junk bonds are speculative, involve greater risks of default, downgrade, or price declines and are more volatile and tend to be less liquid than investment-grade securities. Companies issuing high yield bonds are less financially strong, are more likely to encounter financial difficulties, and are more vulnerable to adverse market events and negative sentiments than companies with higher credit ratings.

**Micro-Capitalization Company Risk** – Micro-capitalization companies may be less financially secure than large-, mid- and small-capitalization companies and may be more vulnerable to key personnel losses due to reliance on a smaller number of management personnel. In addition, there may be less public information available about these companies. Micro-cap stock prices may be more volatile than large-, mid- and small-capitalization companies and such stocks may be more thinly traded and thus difficult for the Fund to buy and sell in the market.

**Small- and Mid-Capitalization Company Risk** – The small- and mid-capitalization companies in which the Fund may invest may be more vulnerable to adverse business or economic events than larger, more established companies. In particular, investments in these small- and mid-sized companies may pose additional risks, including liquidity risk, because these companies tend to have limited product lines, markets and financial resources, and may depend upon a relatively small management group. Therefore, small- and mid-cap stocks may be more volatile than those of larger companies. These securities may be traded over-the-counter or listed on an exchange.

**REIT Risk** – REITs are pooled investment vehicles that own, and usually operate, income-producing real estate. REITs are susceptible to the risks associated with direct ownership of real estate, such as the following: declines in property values; increases in property taxes, operating expenses, interest rates or competition; overbuilding; zoning changes; and losses from casualty or condemnation. REITs typically incur fees that are separate from those of the Fund. Accordingly, the Fund’s investments in REITs will result in the layering of expenses such that shareholders will indirectly bear a proportionate share of the REITs’ operating expenses, in addition to paying Fund expenses. REIT operating expenses are not reflected in the fee table and example in this Prospectus.

**Large-Capitalization Company Risk** – The large capitalization companies in which the Fund may invest may lag the performance of smaller capitalization companies because large capitalization companies may experience slower rates of growth than smaller capitalization companies and may not respond as quickly to market changes and opportunities.

**U.S. Government Securities Risk** – The Fund’s investment in U.S. government obligations may include securities issued or guaranteed as to principal and interest by the U.S. government, or its agencies or instrumentalities. Payment of principal and interest on U.S. government obligations may be backed by the full faith and credit of the United States or may be backed solely by the issuing or guaranteeing agency or instrumentality itself. There can be no assurance that the U.S. government would provide financial support to its agencies or instrumentalities (including government-sponsored enterprises) where it is not obligated to do so. In addition, U.S. government securities are not guaranteed against price movements due to changing interest rates.

**Preferred Stock Risk** – Preferred stocks are sensitive to interest rate changes, and are also subject to equity risk, which is the risk that stock prices will fall over short or extended periods of time. The rights of preferred stocks on the distribution of a company’s assets in the event of a liquidation are generally subordinate to the rights associated with a company’s debt securities.

**Mortgage-Backed Securities Risk** – Mortgage-backed securities are affected by, among other things, interest rate changes and the possibility of prepayment of the underlying mortgage loans. Mortgage-backed securities are also subject to the risk that underlying borrowers will be unable to meet their obligations.

**Inflation-Linked Securities Risk** – The value of inflation-linked securities is expected to change in response to changes in real interest rates (the market rate of interest less the anticipated rate of inflation). Real interest rates change over time as a result of many factors, such as currency exchange rates, central bank monetary policies and general economic conditions. In general, the price of an inflation-linked security tends to decline when real interest rates increase. Unlike conventional bonds, the principal and interest payments of inflation-protected securities such as TIPS are adjusted periodically to a specified rate of inflation (e.g. the Consumer Price Index (the “CPI”). There can be no assurance that the inflation index used will accurately measure the actual rate of inflation. These securities may lose value in the event that the actual rate of inflation is different than the rate of the inflation index. Repayment of the original bond principal upon maturity (as adjusted for inflation) is guaranteed in the case of TIPS. For bonds that do not provide a similar guarantee, the adjusted principal value of the bond repaid at maturity may be less than the original principal.

**Foreign Securities Risk** – Investing in foreign securities, including direct investments and through ADRs, which are traded on exchanges and represent an ownership interest in a foreign security, poses additional risks since political and economic events unique to a country or region will affect those markets and their issuers. These risks will not necessarily affect the U.S. economy or similar issuers located in the United States. Securities of foreign companies may not be registered with the U.S. Securities and Exchange Commission (the “SEC”) and foreign companies are generally not subject to the regulatory controls

imposed on U.S. issuers and, as a consequence, there is generally less publicly available information about foreign securities than is available about domestic securities. Income from foreign securities owned by the Fund may be reduced by a withholding tax at the source, which tax would reduce income received from the securities comprising the Fund's portfolio. Foreign securities may also be more difficult to value than securities of U.S. issuers. In addition, periodic U.S. Government restrictions on investments in issuers from certain foreign countries may require the Fund to sell such investments at inopportune times, which could result in losses to the Fund. While ADRs provide an alternative to directly purchasing the underlying foreign securities in their respective national markets and currencies, investments in ADRs continue to be subject to many of the risks associated with investing directly in foreign securities.

**Foreign Currency Risk** – As a result of the Fund's investments in securities or other investments denominated in, and/or receiving revenues in, foreign currencies, the Fund will be subject to currency risk. Currency risk is the risk that foreign currencies will decline in value relative to the U.S. dollar, in which case, the dollar value of an investment in the Fund would be adversely affected.

**Emerging Markets Securities Risk** – The Fund's investments in emerging markets securities are considered speculative and subject to heightened risks in addition to the general risks of investing in foreign securities. Unlike more established markets, emerging markets may have governments that are less stable, markets that are less liquid and economies that are less developed. In addition, the securities markets of emerging market countries may consist of companies with smaller market capitalizations and may suffer periods of relative illiquidity; significant price volatility; restrictions on foreign investment; and possible restrictions on repatriation of investment income and capital. Furthermore, foreign investors may be required to register the proceeds of sales, and future economic or political crises could lead to price controls, forced mergers, expropriation or confiscatory taxation, seizure, nationalization or creation of government monopolies.

**Energy Sector Risk** – Issuers in energy-related industries can be significantly affected by fluctuations in energy prices and supply and demand of energy fuels. Markets for various energy-related commodities can have significant volatility, and are subject to control or manipulation by large producers or purchasers. Companies in the energy sector may need to make substantial expenditures, and to incur significant amounts of debt, in order to maintain or expand their reserves. Oil and gas exploration and production can be significantly affected by natural disasters as well as changes in exchange rates, interest rates, government regulation, world events and economic conditions. These companies may be at risk for environmental damage claims. Issuers in the energy sector may also be impacted by changing investor and consumer preferences arising from the sector's potential exposure to sustainability and environmental concerns.

**Asset-Backed Securities Risk** – Payment of principal and interest on asset-backed securities is dependent largely on the cash flows generated by the assets backing the securities, and asset-backed securities may not have the benefit of any security interest in the related assets.

**Liquidity Risk** – Certain securities may be difficult or impossible to sell at the time and the price that the Fund would like. The Fund may have to accept a lower price to sell a security, sell other securities to raise cash, or give up an investment opportunity, any of which could have a negative effect on Fund management or performance.

**Derivatives Risk** – The Fund's use of futures contracts, forward contracts, options and swaps is subject to market risk, leverage risk, correlation risk, hedging risk and liquidity risk. Market risk is the risk that the market value of an investment may move up and down, sometimes rapidly and unpredictably. Leverage risk is the risk that the use of leverage may amplify the effects of market volatility on the Fund's share price and may also cause the Fund to liquidate portfolio positions when it would not be advantageous to do so in order to satisfy its obligations. Correlation risk is the risk that changes in the value of the derivative may

not correlate perfectly or at all with the underlying asset, rate or index. Hedging risk is the risk that derivative instruments used for hedging purposes may also limit any potential gain that may result from the increase in value of the hedged asset. To the extent that the Fund engages in hedging strategies, there can be no assurance that such strategy will be effective or that there will be a hedge in place at any given time. Liquidity risk is described elsewhere in this section. The Fund's use of forwards and swaps is also subject to credit risk and valuation risk. Credit risk is the risk that the counterparty to a derivative contract will default or otherwise become unable to honor a financial obligation. Valuation risk is the risk that the derivative may be difficult to value. Each of these risks could cause the Fund to lose more than the principal amount invested in a derivative instrument.

**Bank Loans Risk** – Investments in bank loans (through both assignments and participations) are generally subject to the same risks as investments in other types of debt instruments, including, in many cases, investments in junk bonds. There may be limited public information available regarding bank loans and bank loans may be difficult to value. If the Fund holds a bank loan through another financial institution, or relies on a financial institution to administer the loan, its receipt of principal and interest on the loan may be subject to the credit risk of that financial institution. It is possible that any collateral securing a loan may be insufficient or unavailable to the Fund, and that the Fund's rights to collateral may be limited by bankruptcy or insolvency laws. In addition, the secondary market for bank loans may be subject to irregular trading activity, wide bid/ask spreads, and extended trade settlement periods, which may cause the Fund to be unable to realize the full value of its investment in a bank loan.

Bank loans may not be considered "securities," and purchasers, such as the Fund, therefore may not be entitled to rely on the anti-fraud protections of the federal securities laws.

**Geographic Focus Risk** – To the extent that it focuses its investments in a particular country or geographic region, the Fund may be more susceptible to economic, political, regulatory or other events or conditions affecting issuers and countries within that country or geographic region. As a result, the Fund may be subject to greater price volatility and risk of loss than a fund holding more geographically diverse investments.

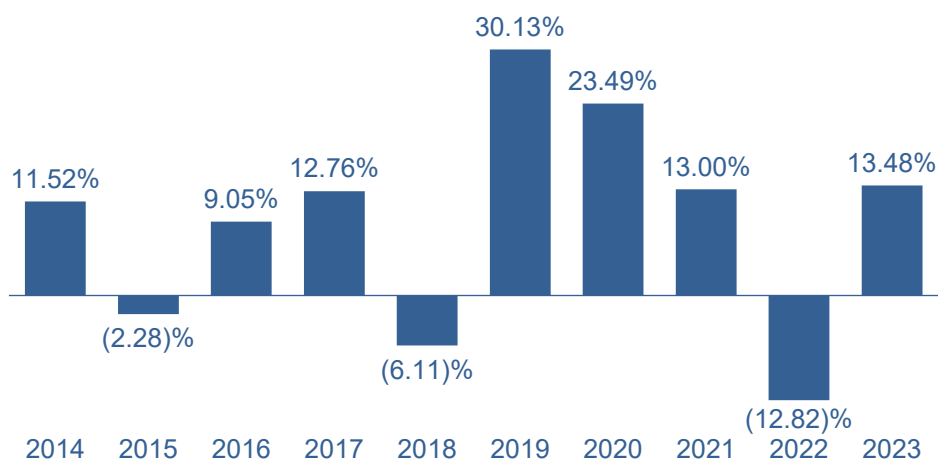
**TBA/Dollar Roll Risk** – Although the securities that are delivered in TBA transactions must meet certain standards, there is a risk that the actual securities received by the Fund may be less favorable than what was anticipated when entering into the transaction. Default by or bankruptcy of a counterparty to a TBA transaction would expose the Fund to possible loss because of adverse market action, expenses or delays in connection with the purchase or sale of the pools of mortgage pass-through securities specified in the TBA transaction. Whether or not the Fund takes delivery of the securities at the termination date of a TBA transaction, it will nonetheless be exposed to changes in the value of the underlying investments during the term of the agreement. Also, the Fund's portfolio turnover rate and transaction costs are increased when the Fund enters into dollar roll transactions.

**Market Risk** – The prices of and the income generated by the Fund's securities may decline in response to, among other things, investor sentiment, general economic and market conditions, regional or global instability, and currency and interest rate fluctuations. In addition, the impact of any military action, epidemic, pandemic or natural disaster, or widespread fear that such events may occur, could negatively affect the global economy, as well as the economies of individual countries, the financial performance of individual companies and sectors, and the markets in general in significant and unforeseen ways. Any such impact could adversely affect the prices and liquidity of the securities and other instruments in which the Fund invests, which in turn could negatively impact the Fund's performance and cause losses on your investment in the Fund.

## Performance Information

The bar chart and table that follow provide some indication of the risks of investing in the Fund by showing changes in the performance of the Institutional Shares of the Fund from year-to-year and by showing how the average annual returns for 1-year, 5-years, 10-years, and since inception of the Fund compare with those of the S&P 500® Index, Bloomberg U.S. Aggregate Bond Index, and the Blended 60/40 S&P 500® Index. The performance shown in bar chart and table for periods prior to November 1, 2021 represents the performance of the Institutional Shares of the Westwood Total Return Fund, a series of The Advisors’ Inner Circle Fund (the “Predecessor Fund”). The Fund is the successor to the Predecessor Fund through a reorganization with the Fund on November 1, 2021. In addition, the Predecessor Fund acquired the assets and assumed the historical performance of another fund (the “Initial Predecessor Fund”) on February 5, 2011. The performance shown in the bar chart and table for periods prior to that date represents the performance of the Initial Predecessor Fund. How the Fund, the Predecessor Fund and Initial Predecessor have performed in the past (before and after taxes) is not necessarily an indication of how the Fund will perform in the future. Prior to November 1, 2019, the Predecessor Fund employed different investment strategies. Therefore, the past performance shown for periods prior to November 1, 2019 may have differed had the Fund’s current investment strategy been in effect. Updated performance information is available on the Fund’s website at [www.westwoodfunds.com](http://www.westwoodfunds.com) or by calling 1-877-FUND-WHG (1-877-386-3944).

### Calendar Year Returns\*



\* The Fund’s year-to-date return through December 31, 2023 was 13.48%.

**Best Quarter**  
**16.05%**  
**(06/30/2020)**

**Worst Quarter**  
**(12.67)%**  
**(06/30/2022)**

### *Average Annual Total Returns for Periods Ended December 31, 2023*

This table compares the Fund's Institutional Shares' average annual total returns for the periods ended December 31, 2023 to those of an appropriate broad-based index and additional indexes, including a blended benchmark that represents the investment strategy of the Fund.

After-tax returns are calculated using the historical highest individual federal marginal income tax rates and do not reflect the impact of state and local taxes. Your actual after-tax returns will depend on your tax situation and may differ from those shown. After-tax returns shown are not relevant to investors who hold their Fund shares through tax-deferred arrangements, such as 401(k) plans or individual retirement accounts ("IRAs").

<b>WESTWOOD CAPITAL APPRECIATION AND INCOME FUND – INSTITUTIONAL</b>	<b>1 Year</b>	<b>5 Years</b>	<b>10 Years</b>	<b>Inception Date June 28, 2006</b>
<b>Fund Returns Before Taxes</b>	13.48%	12.43%	8.50%	
<b>Fund Returns After Taxes on</b>	11.92%	10.08%	5.04%	
<b>Fund Returns After Taxes on Distributions and Sale of Fund Shares</b>	7.92%	9.19%	5.71%	
<b>S&amp;P 500® Index (reflects no deduction for fees, expenses, or taxes)</b>	26.29%	15.69%	12.03%	
<b>Bloomberg U.S. Aggregate Bond Index (reflects no deduction for fees, expenses, or taxes)</b>	5.53%	1.10%	1.81%	
<b>Blended 60/40 S&amp;P 500® Index/Bloomberg U.S. Aggregate Bond Index (reflects no deduction for fees, expenses, or taxes)</b>	17.67%	9.98%	8.09%	

### **Investment Adviser**

Westwood Management Corp. is the Fund's investment adviser.

### **Portfolio Manager**

The Fund is managed by a portfolio team. The professionals primarily responsible for the day-to-day management of the Fund are as follows:

Mr. Adrian Helfert, Senior Vice President and Chief Investment Officer of Multi-Asset Portfolios, has managed the Fund since 2019.\*

Mr. Ben Chittenden, Vice President and Research Analyst, has managed the Fund since February 28, 2022.

\* Including managing the Predecessor Fund through its reorganization into the Fund on November 1, 2021.

*For important information about the purchase and sale of Fund shares, taxes and financial intermediary compensation, please turn to the "Summary Information about the Purchase and Sale of Fund Shares, Taxes and Financial Intermediary Compensation" section of the Prospectus.*



# WESTWOOD INCOME OPPORTUNITY FUND

## Fund Investment Objectives

The primary investment objective of the Westwood Income Opportunity Fund (the “Fund” or “Income Opportunity Fund”) is to provide current income. A secondary investment objective of the Fund is to provide the opportunity for long-term capital appreciation.

## Fund Fees and Expenses

This table describes the fees and expenses that you may pay if you buy, hold and sell Institutional Shares of the Fund. **You may be required to pay commissions and/or other forms of compensation to a broker for transactions in Institutional Shares, which are not reflected in the table or the example below.** Shares of the Fund are available in other share classes that have different fees and expenses.

### Annual Fund Operating Expenses (expenses that you pay each year as a percentage of the value of your investment)

	Institutional Shares	
Management Fees <sup>1</sup>		0.65%
Other Expenses		0.16%
Administrative Services Plan Fees <sup>1</sup>	0.07%	
Other Operating Expenses	0.09%	
Total Annual Fund Operating Expenses <sup>2,3</sup>		0.81%

<sup>1</sup> The expense information in this table has been restated to reflect the reduction in the management fees and the implementation of an Administrative Services Plan, effective November 30, 2022. The Fund has adopted an Administrative Services Plan that provides that the Fund may pay financial intermediaries for shareholder services in an annual amount not to exceed 0.10% based on the average daily net assets of the Fund’s Institutional Shares. The Fund paid 0.07% of its Institutional Shares’ average daily net assets in Administrative Services Plan Fees for the fiscal year ended October 31, 2023.

<sup>2</sup> “Total Annual Fund Operating Expenses” and “Total Annual Fund Operating Expenses After Fee Reductions and/or Expense Reimbursements” will not correlate to the ratio of expenses to the average net assets in the Fund’s Financial Highlights, which reflect the operating expenses of the Fund and do not include “Acquired Fund Fees and Expenses”.

<sup>3</sup> Westwood Management Corp. (the “Adviser”) has contractually agreed to reduce fees and reimburse expenses in order to keep Total Annual Fund Operating Expenses for Institutional Shares (excluding interest, taxes, brokerage commissions, Rule 12b-1 distribution fees (if any), administrative servicing fees (if any), borrowing expenses such as dividend and interest expenses on securities sold short, Acquired Fund fees and expenses, costs to organize the Fund, other expenditures which are capitalized in accordance with generally accepted accounting principles, and extraordinary expenses (collectively, “excluded expenses”)) from exceeding 0.74% of the Fund’s Institutional Shares’ average daily net assets until March 1, 2025. In addition, the Adviser may receive from the Fund the difference between the Total Annual Fund Operating Expenses (not including excluded expenses) and the expense cap to recoup all or a portion of its prior fee reductions or expense reimbursements made during the rolling 36-month period preceding the date of the recoupment if at any point Total Annual Fund Operating Expenses (not including excluded expenses) are below the expense cap (i) at the time of the fee waiver and/or expense reimbursement and (ii) at the time of the recoupment. This Agreement may be

terminated: (i) by the Board of Trustees (the “Board”) of Ultimus Managers Trust (the “Trust”), for any reason at any time; or (ii) by the Adviser, upon ninety (90) days’ prior written notice to the Trust, effective as of the close of business on March 1, 2025. This agreement will terminate automatically if the Fund’s investment advisory agreement with the Adviser is terminated.

### *Example*

This Example is intended to help you compare the cost of investing in the Fund with the cost of investing in other mutual funds.

The Example assumes that you invest \$10,000 in the Fund for the time periods indicated and then redeem all of your shares at the end of those periods. The Example also assumes that your investment has a 5% return each year and that the Fund’s operating expenses remain the same and the contractual agreement to limit expenses remains in effect until March 1, 2025. Although your actual costs may be higher or lower, based on these assumptions your costs would be:

<b>1 Year</b>	<b>3 Years</b>	<b>5 Years</b>	<b>10 Years</b>
\$83	\$259	\$450	\$1,002

### **Portfolio Turnover**

The Fund pays transaction costs, such as commissions, when it buys and sells securities (or “turns over” its portfolio). A higher portfolio turnover rate may indicate higher transaction costs and may result in higher taxes when Fund shares are held in a taxable account. These costs, which are not reflected in total annual Fund operating expenses or in the example, affect the Fund’s performance. During the most recent fiscal year ended October 31, 2023, the portfolio turnover rate of the Fund was 88% of the average value of its portfolio.

### **Principal Investment Strategies**

Under normal circumstances, the Fund seeks to meet its investment objectives by investing generally more than 80% of its net assets, plus any borrowings for investment purposes, in dividend-paying and/or interest-bearing securities. By utilizing primarily income-producing securities from diverse asset classes, the Fund also seeks to maintain a lower volatility profile than traditional equity-only products. The Fund aims to invest in securities of companies with a strong and improving cash flow sufficient to support a sustainable or rising income stream for investors. In selecting securities for the Fund, the Adviser chooses among a diversified group of primarily income-producing asset classes. Equity securities may include common stocks, preferred stocks, convertible securities and warrants. Fixed income securities may include bonds and other debt securities, and money market instruments. Other types of income-producing securities may include interests in master limited partnerships (“MLPs”), securities of real estate investment trusts (“REITs”) and shares of exchange-traded funds (“ETFs”). The Fund generally invests in securities of domestic companies, but may also invest in securities of foreign companies and American Depositary Receipts (“ADRs”). In the event the Fund invests in foreign securities and ADRs, the Adviser expects that the Fund’s investments in such securities would normally represent less than 25% of the Fund’s assets.

The Fund is permitted to invest in companies of any capitalization range. The Fund’s fixed income investments are, in the aggregate, of investment grade (i.e., those rated in one of the three highest rating categories by a rating agency), but may at times include securities rated below investment grade (high yield or “junk” bonds) and unrated securities.

In addition to direct investments in securities, derivatives, which are instruments that have a value based on another instrument, exchange rate or index, may be used as substitutes for securities in which the Fund can invest. The Fund may use futures contracts, foreign currency transactions, options and swaps to help manage duration, sector and yield curve exposure and credit and spread volatility. The Fund may also use such derivatives to manage equity, country, regional and currency exposure, to increase income or gain to the Fund, for hedging and for risk management. The Fund may hedge its non-dollar investments back to the U.S. dollar through the use of foreign currency derivatives, including forward foreign currency contracts and currency futures, but may not always do so. In addition to hedging non-dollar investments, the Fund may use such derivatives to increase income and gain to the Fund and/or as part of its risk management process by establishing or adjusting exposure to particular foreign securities, markets or currencies.

The Fund seeks to provide a higher level of current income than that offered by traditional fixed income products such as U.S. government bonds and money market securities. The Adviser's investment process incorporates relative value analysis among capital instruments, as well as among asset classes, to determine where downside potential can be limited to achieve the goal of generating an attractive level of current income along with capital appreciation. Key metrics for evaluating the risk/return profile of an investment may include strong free cash flow, an improving return on equity, a strengthening balance sheet and, in the case of common equities, positive earnings surprises without a corresponding change in the stock price. The Adviser has disciplines in place that serve as sell signals, such as a security reaching a predetermined price target, a change to a company's fundamentals that makes the risk/return profile unattractive, or a need to improve the overall risk/return profile of the Fund.

The Fund invests across various asset classes, sectors and securities, and, from time to time, will engage in frequent trading.

## Principal Risks

As with all mutual funds, there is no guarantee that the Fund will achieve its investment objective. You could lose money by investing in the Fund. **A Fund share is not a bank deposit and is not insured or guaranteed by the FDIC or any government agency.** The principal risk factors affecting shareholders' investments in the Fund are set forth below.

**Equity Risk** – Since it purchases equity securities, the Fund is subject to the risk that stock prices will fall over short or extended periods of time. Historically, the equity markets have moved in cycles, and the value of the Fund's equity securities may fluctuate drastically from day to day. Individual companies may report poor results or be negatively affected by industry and/or economic trends and developments. The prices of securities issued by such companies may suffer a decline in response.

**Large-Capitalization Company Risk** – The large capitalization companies in which the Fund may invest may lag the performance of smaller capitalization companies because large capitalization companies may experience slower rates of growth than smaller capitalization companies and may not respond as quickly to market changes and opportunities.

**Small- and Mid-Capitalization Company Risk** – The small- and mid-capitalization companies in which the Fund may invest may be more vulnerable to adverse business or economic events than larger, more established companies. In particular, investments in these small- and mid-sized companies may pose additional risks, including liquidity risk, because these companies tend to have limited product lines, markets and financial resources, and may depend upon a relatively small management group. Therefore, small- and mid-cap stocks may be more volatile than those of larger companies. These securities may be traded over-the-counter or listed on an exchange.

**Micro-Capitalization Company Risk** – Micro-capitalization companies may be newly formed or in the early stages of development with limited product lines, markets or financial resources. Therefore, micro-capitalization companies may be less financially secure than large-, mid- and small-capitalization companies and may be more vulnerable to key personnel losses due to reliance on a smaller number of management personnel. In addition, there may be less public information available about these companies. Micro-cap stock prices may be more volatile than large-, mid- and small-capitalization companies and such stocks may be more thinly traded and thus difficult for the Fund to buy and sell in the market.

**REIT Risk** – REITs are pooled investment vehicles that own, and usually operate, income-producing real estate. REITs are susceptible to the risks associated with direct ownership of real estate, such as the following: declines in property values; increases in property taxes, operating expenses, interest rates or competition; overbuilding; zoning changes; and losses from casualty or condemnation. REITs typically incur fees that are separate from those of the Fund. Accordingly, the Fund's investments in REITs will result in the layering of expenses such that shareholders will indirectly bear a proportionate share of the REITs' operating expenses, in addition to paying Fund expenses. REIT operating expenses are not reflected in the fee table and example in this Prospectus.

**ETF Risk** – ETFs are pooled investment vehicles, such as registered investment companies and grantor trusts, whose shares are listed and traded on U.S. and non-U.S. stock exchanges or otherwise traded in the over-the-counter market. To the extent that the Fund invests in ETFs, the Fund will be subject to substantially the same risks as those associated with the direct ownership of the securities in which the ETF invests, and the value of the Fund's investment will fluctuate in response to the performance of the ETF's holdings. ETFs typically incur fees that are separate from those of the Fund. Accordingly, the Fund's investments in ETFs will result in the layering of expenses such that shareholders will indirectly bear a proportionate share of the ETFs' operating expenses, in addition to paying Fund expenses. Because the value of ETF shares depends on the demand in the market, shares may trade at a discount or premium to their net asset value ("NAV") and the Adviser may not be able to liquidate the Fund's holdings at the most optimal time, which could adversely affect the Fund's performance.

**MLP Risk** – MLPs are limited partnerships in which the ownership units are publicly traded. MLPs often own several properties or businesses (or own interests) that are related to oil and gas industries or other natural resources, but they also may finance other projects. To the extent that an MLP's interests are all in a particular industry or industries, such as the energy industries, the MLP will be negatively impacted by economic events adversely impacting that industry or industries. Additional risks of investing in an MLP also include those involved in investing in a partnership as opposed to a corporation. For example, state law governing partnerships is often less restrictive than state law governing corporations. Accordingly, there may be fewer protections afforded to investors in a MLP than investors in a corporation. For example, investors in MLPs may have limited voting rights or be liable under certain circumstances for amounts greater than the amount of their investment. In addition, MLPs may be subject to state taxation in certain jurisdictions which will have the effect of reducing the amount of income paid by the MLP to its investors.

**Energy Sector Risk** – Issuers in energy-related industries can be significantly affected by fluctuations in energy prices and supply and demand of energy fuels. Markets for various energy-related commodities can have significant volatility, and are subject to control or manipulation by large producers or purchasers. Companies in the energy sector may need to make substantial expenditures, and to incur significant amounts of debt, in order to maintain or expand their reserves. Oil and gas exploration and production can be significantly affected by natural disasters as well as changes in exchange rates, interest rates, government regulation, world events and economic conditions. These companies may be at risk for environmental damage claims. Issuers in the energy sector may also be impacted by changing investor and consumer preferences arising from the sector's potential exposure to sustainability and environmental concerns.

**Convertible Securities Risk** – The value of a convertible security is influenced by changes in interest rates (with investment value declining as interest rates increase and increasing as interest rates decline) and the credit standing of the issuer. The price of a convertible security will also normally vary in some proportion to changes in the price of the underlying common stock because of the conversion or exercise feature.

**High Yield Bond Risk** – High yield bonds (often called “junk bonds”) are debt securities rated below investment grade. Junk bonds are speculative, involve greater risks of default, downgrade, or price declines and are more volatile and tend to be less liquid than investment-grade securities. Companies issuing high yield bonds are less financially strong, are more likely to encounter financial difficulties, and are more vulnerable to adverse market events and negative sentiments than companies with higher credit ratings.

**Fixed Income Risk** – Fixed income securities are subject to a number of risks, including credit and interest rate risks. Credit risk is the risk that the issuer or obligor will not make timely payments of principal and interest. Changes in an issuer’s credit rating or the market’s perception of an issuer’s creditworthiness may also affect the value of the Fund’s investment in that issuer. The Fund is subject to greater levels of credit risk to the extent it holds below investment grade debt securities, or “junk bonds.” Interest rate risk is the risk that the value of a fixed income security will fall when interest rates rise. In general, the longer the maturity and the lower the credit quality of a fixed income security, the more likely its value will decline.

**Money Market Instruments Risk** –The value of money market instruments may be affected by changing interest rates and by changes in the credit ratings of the investments. An investment in a money market fund is not a bank deposit and is not insured or guaranteed by any bank, the FDIC or any other government agency. A money market fund’s sponsor has no legal obligation to provide financial support to the fund, and there should be no expectation that the sponsor will provide financial support to the fund at any time. Certain money market funds float their NAV while others seek to preserve the value of investments at a stable NAV (typically, \$1.00 per share). An investment in a money market fund, even an investment in a fund seeking to maintain a stable NAV per share, is not guaranteed and it is possible for the Fund to lose money by investing in these and other types of money market funds. If the liquidity of a money market fund’s portfolio deteriorates below certain levels, the money market fund may impose discretionary or mandatory liquidity fees. These measures may result in an investment loss or prohibit the Fund from redeeming shares when the Adviser would otherwise redeem shares. Money market funds and the securities they invest in are subject to comprehensive regulations. The enactment of new legislation or regulations, as well as changes in interpretation and enforcement of current laws, may affect the manner of operation, performance and/or yield of money market funds.

**Corporate Bond Risk** – Corporate bonds respond to economic developments, especially changes in interest rates, as well as perceptions of the creditworthiness and business prospects of individual issuers.

**U.S. Government Securities Risk** – The Fund’s investment in U.S. government obligations may include securities issued or guaranteed as to principal and interest by the U.S. government, or its agencies or instrumentalities. Payment of principal and interest on U.S. government obligations may be backed by the full faith and credit of the United States or may be backed solely by the issuing or guaranteeing agency or instrumentality itself. There can be no assurance that the U.S. government would provide financial support to its agencies or instrumentalities (including government-sponsored enterprises) where it is not obligated to do so. In addition, U.S. government securities are not guaranteed against price movements due to changing interest rates.

**Foreign Securities Risk** – Investing in foreign securities, including direct investments and through ADRs, which are traded on exchanges and represent an ownership interest in a foreign security, poses additional risks since political and economic events unique to a country or region will affect those markets and their issuers. These risks will not necessarily affect the U.S. economy or similar issuers located in the United States. Securities of foreign companies may not be registered with the U.S. Securities and Exchange Commission (the “SEC”) and foreign companies are generally not subject to the regulatory controls imposed on U.S. issuers and, as a consequence, there is generally less publicly available information about foreign securities than is available about domestic securities. Income from foreign securities owned by the Fund may be reduced by a withholding tax at the source, which tax would reduce income received from the securities comprising the Fund’s portfolio. Foreign securities may also be more difficult to value than securities of U.S. issuers. In addition, periodic U.S. Government restrictions on investments in issuers from certain foreign countries may require the Fund to sell such investments at inopportune times, which could result in losses to the Fund. While ADRs provide an alternative to directly purchasing the underlying foreign securities in their respective national markets and currencies, investments in ADRs continue to be subject to many of the risks associated with investing directly in foreign securities.

**Foreign Currency Risk** – As a result of the Fund’s investments in securities or other investments denominated in, and/or receiving revenues in, foreign currencies, the Fund will be subject to currency risk. Currency risk is the risk that foreign currencies will decline in value relative to the U.S. dollar, in which case, the dollar value of an investment in the Fund would be adversely affected.

**Emerging Markets Securities Risk** – The Fund’s investments in emerging markets securities are considered speculative and subject to heightened risks in addition to the general risks of investing in foreign securities. Unlike more established markets, emerging markets may have governments that are less stable, markets that are less liquid and economies that are less developed. In addition, the securities markets of emerging market countries may consist of companies with smaller market capitalizations and may suffer periods of relative illiquidity; significant price volatility; restrictions on foreign investment; and possible restrictions on repatriation of investment income and capital. Furthermore, foreign investors may be required to register the proceeds of sales, and future economic or political crises could lead to price controls, forced mergers, expropriation or confiscatory taxation, seizure, nationalization or creation of government monopolies.

**Geographic Focus Risk** – To the extent that it focuses its investments in a particular country or geographic region, the Fund may be more susceptible to economic, political, regulatory or other events or conditions affecting issuers and countries within that country or geographic region. As a result, the Fund may be subject to greater price volatility and risk of loss than a fund holding more geographically diverse investments.

**Preferred Stock Risk** – Preferred stocks are sensitive to interest rate changes, and are also subject to equity risk, which is the risk that stock prices will fall over short or extended periods of time. The rights of preferred stocks on the distribution of a company’s assets in the event of a liquidation are generally subordinate to the rights associated with a company’s debt securities.

**Mortgage-Backed Securities Risk** – Mortgage-backed securities are affected by, among other things, interest rate changes and the possibility of prepayment of the underlying mortgage loans. Mortgage-backed securities are also subject to the risk that underlying borrowers will be unable to meet their obligations.

**Warrants Risk** – Warrants in which the Fund may invest are instruments that entitle the holder to buy an equity security at a specific price for a specific period of time. Warrants may be more speculative than other types of investments. The price of a warrant may be more volatile than the price of its underlying security, and an investment in a warrant may therefore create greater potential for capital loss than an investment in the underlying security. A warrant ceases to have value if it is not exercised prior to its expiration date.

**Liquidity Risk** – Certain securities may be difficult or impossible to sell at the time and the price that the Fund would like. The Fund may have to accept a lower price to sell a security, sell other securities to raise cash, or give up an investment opportunity, any of which could have a negative effect on Fund management or performance.

**Derivatives Risk** – The Fund’s use of futures contracts, forward contracts, options and swaps is subject to market risk, leverage risk, correlation risk, hedging risk and liquidity risk. Market risk is the risk that the market value of an investment may move up and down, sometimes rapidly and unpredictably. Leverage risk is the risk that the use of leverage may amplify the effects of market volatility on the Fund’s share price and may also cause the Fund to liquidate portfolio positions when it would not be advantageous to do so in order to satisfy its obligations. Correlation risk is the risk that changes in the value of the derivative may not correlate perfectly or at all with the underlying asset, rate or index. Hedging risk is the risk that derivative instruments used for hedging purposes may also limit any potential gain that may result from the increase in value of the hedged asset. To the extent that the Fund engages in hedging strategies, there can be no assurance that such strategy will be effective or that there will be a hedge in place at any given time. Liquidity risk is described elsewhere in this section. The Fund’s use of forwards and swaps is also subject to credit risk and valuation risk. Credit risk is the risk that the counterparty to a derivative contract will default or otherwise become unable to honor a financial obligation. Valuation risk is the risk that the derivative may be difficult to value. Each of these risks could cause the Fund to lose more than the principal amount invested in a derivative instrument.

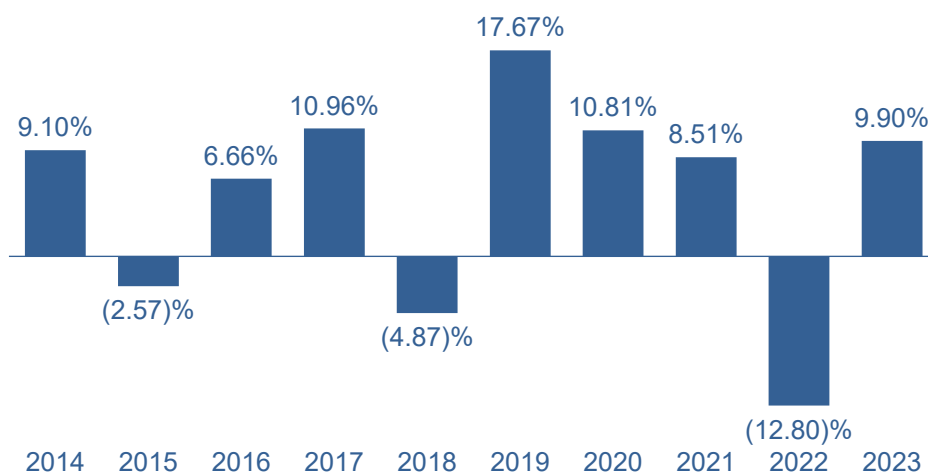
**Market Risk** – The prices of and the income generated by the Fund’s securities may decline in response to, among other things, investor sentiment, general economic and market conditions, regional or global instability, and currency and interest rate fluctuations. In addition, the impact of any military action, epidemic, pandemic or natural disaster, or widespread fear that such events may occur, could negatively affect the global economy, as well as the economies of individual countries, the financial performance of individual companies and sectors, and the markets in general in significant and unforeseen ways. Any such impact could adversely affect the prices and liquidity of the securities and other instruments in which the Fund invests, which in turn could negatively impact the Fund’s performance and cause losses on your investment in the Fund.

**Frequent Trading Risk** – The Fund’s frequent trading strategy will result in high portfolio turnover and may be more likely to result in realized capital gains that must be distributed to shareholders as taxable income. High turnover may also cause the Fund to pay more brokerage commissions and other transaction costs, which may detract from performance. The Fund’s portfolio turnover rate and the amount of brokerage commissions it pays will vary over time-based on market conditions.

## Performance Information

The bar chart and table that follow provide some indication of the risks of investing in the Fund by showing changes in the performance of the Institutional Shares of the Fund from year-to-year and by showing how the average annual returns for 1-year, 5-years, 10-years and since inception of the Fund compare with those of the Bloomberg U.S. Aggregate Bond Index, the S&P 500® Index, and the Blended 60/40 Bloomberg U.S. Aggregate Bond Index/S&P 500® Index. The performance shown in bar chart and table for periods prior to November 1, 2021 represents the performance of the Institutional Shares of the Westwood Income Opportunity Fund, a series of The Advisors’ Inner Circle Fund (the “Predecessor Fund”). The Fund is the successor to the Predecessor Fund through a reorganization with the Fund on November 1, 2021. How the Fund and the Predecessor Fund have performed in the past (before and after taxes) is not necessarily an indication of how the Fund will perform in the future. Updated performance information is available on the Fund’s website at [www.westwoodfunds.com](http://www.westwoodfunds.com) or by calling 1-877-FUND-WHG (1-877-386-3944).

### Calendar Year Returns\*



\* The Fund’s year-to-date return through December 31, 2023 was 9.90%.

**Best Quarter**  
**13.16%**  
**(6/30/2020)**

**Worst Quarter**  
**(12.99)%**  
**(3/31/2020)**



### *Average Annual Total Returns for Periods Ended December 31, 2023*

This table compares the Fund's Institutional Shares' average annual total returns for the periods ended December 31, 2023 to those of an appropriate broad-based index and additional indexes, including a blended benchmark that represents the investment strategy of the Fund.

After-tax returns are calculated using the historical highest individual federal marginal income tax rates and do not reflect the impact of state and local taxes. Your actual after-tax returns will depend on your tax situation and may differ from those shown. After-tax returns shown are not relevant to investors who hold their Fund shares through tax-deferred arrangements, such as 401(k) plans or individual retirement accounts ("IRAs").

				<b>Inception Date December 19, 2005</b>
<b>WESTWOOD INCOME OPPORTUNITY</b>				
<b>FUND – INSTITUTIONAL</b>				
<b>Fund Returns Before Taxes</b>	<b>1 Year</b>	<b>5 Years</b>	<b>10 Years</b>	
	9.90%	6.28%	4.96%	
<b>Fund Returns After Taxes on Distributions</b>	8.30%	3.41%	3.10%	
<b>Fund Returns After Taxes on Distributions and Sale of Fund Shares</b>	5.81%	4.31%	3.53%	
<b>Bloomberg U.S. Aggregate Bond Index (reflects no deduction for fees, expenses, or taxes)</b>	5.53%	1.10%	1.81%	
<b>S&amp;P 500® Index (reflects no deduction for fees, expenses, or taxes)</b>	26.29%	15.69%	12.03%	
<b>Blended 60/40 Bloomberg U.S. Aggregate Bond Index/S&amp;P 500® Index (reflects no deduction for fees, expenses, or taxes)</b>	13.52%	7.06%	6.05%	

### **Investment Adviser**

Westwood Management Corp. is the Fund's investment adviser.

### **Portfolio Managers**

The Fund is managed by a portfolio team. The professionals primarily responsible for the day-to-day management of the Fund are as follows:

Mr. Adrian Helfert, Senior Vice President and Chief Investment Officer of Multi-Asset Portfolios, has managed the Fund since 2019.\*

Mr. Scott Barnard, CFA, Vice President, has managed the Fund since 2020.\*

\* Including managing the Predecessor Fund through its reorganization into the Fund on November 1, 2021.

*For important information about the purchase and sale of Fund shares, taxes and financial intermediary compensation, please turn to the "Summary Information about the Purchase and Sale of Fund Shares, Taxes and Financial Intermediary Compensation" section of the Prospectus.*

# WESTWOOD MULTI-ASSET INCOME FUND

## Fund Investment Objective

The investment objective of the Westwood Multi-Asset Income Fund (formerly, the Westwood High Income Fund) (the “Fund” or “Multi-Asset Income Fund”) seeks to maximize total return through a high level of current income and capital appreciation.

## Fund Fees and Expenses

This table describes the fees and expenses that you may pay if you buy, hold and sell Institutional Shares of the Fund. **You may be required to pay commissions and/or other forms of compensation to a broker for transactions in Institutional Shares, which are not reflected in the table or the example below.** Shares of the Fund are available in other share classes that have different fees and expenses.

### Annual Fund Operating Expenses (expenses that you pay each year as a percentage of the value of your investment)

	Institutional Shares	
Management Fees <sup>1</sup>		0.59%
Other Expenses		0.20%
Administrative Services Plan Fees <sup>2</sup>	0.02%	
Other Operating Expenses	0.18%	
Total Annual Fund Operating Expenses <sup>3</sup>		0.79%
Less Fee Reductions and/or Expense Reimbursements <sup>4</sup>		(0.07)%
Total Annual Fund Operating Expenses After Fee Reductions and/or Expense Reimbursements <sup>3,4</sup>		0.72%

<sup>1</sup> Management Fees consist of a base fee at an annualized rate of 0.38% of the Fund’s average daily net assets, and a positive or negative performance adjustment of up to an annualized rate of 0.32% based on the Fund’s Institutional Shares’ performance relative to the Blended 80/20 Bloomberg U.S. Aggregate Bond Index/S&P 500® Index plus 1.00%, resulting in a minimum total fee of 0.06% and a maximum total fee of 0.70%.

<sup>2</sup> The Fund has adopted an Administrative Services Plan that provides that the Fund may pay financial intermediaries for shareholder services in an annual amount not to exceed 0.19% based on the average daily net assets of the Fund’s Institutional Shares. The Fund paid 0.02% of its Institutional Shares’ average daily net assets in Administrative Services Plan Fees for the fiscal year ended October 31, 2023.

<sup>3</sup> “Total Annual Fund Operating Expenses” and “Total Annual Fund Operating Expenses After Fee Reductions and/or Expense Reimbursements” will not correlate to the ratio of expenses to the average net assets in the Fund’s Financial Highlights, which reflect the operating expenses of the Fund and do not include “Acquired Fund Fees and Expenses”.

<sup>4</sup> Westwood Management Corp. (the “Adviser”) has contractually agreed to reduce fees and reimburse expenses in order to keep Total Annual Fund Operating Expenses for Institutional Shares (excluding Management Fees, interest, taxes, brokerage commissions, Rule 12b-1 distribution fees (if any), administrative servicing fee (if any), borrowing expenses such as dividend and interest expenses on securities sold short, Acquired Fund fees and expenses, costs to organize the Fund, other expenditures which are capitalized in accordance with generally accepted accounting principles, and extraordinary expenses (collectively, “excluded expenses”)) from exceeding 0.10% of the Fund’s Institutional

Shares' average daily net assets until March 1, 2025. In addition, the Adviser may receive from the Fund the difference between the Total Annual Fund Operating Expenses (not including excluded expenses) and the expense cap to recoup all or a portion of its prior fee reductions or expense reimbursements made during the rolling 36-month period preceding the date of the recoupment if at any point Total Annual Fund Operating Expenses (not including excluded expenses) are below the expense cap (i) at the time of the fee waiver and/or expense reimbursement and (ii) at the time of the recoupment. This Agreement may be terminated: (i) by the Board of Trustees (the "Board") of Ultimus Managers Trust (the "Trust"), for any reason at any time; or (ii) by the Adviser, upon ninety (90) days' prior written notice to the Trust, effective as of the close of business on March 1, 2025. This agreement will terminate automatically if the Fund's investment advisory agreement with the Adviser is terminated.

### ***Example***

This Example is intended to help you compare the cost of investing in the Fund with the cost of investing in other mutual funds.

The Example assumes that you invest \$10,000 in the Fund for the time periods indicated and then redeem all of your shares at the end of those periods. The Example also assumes that your investment has a 5% return each year and that the Fund's operating expenses remain the same and the contractual agreement to limit expenses remains in effect until March 1, 2025. Although your actual costs may be higher or lower, based on these assumptions your costs would be:

<b>1 Year</b>	<b>3 Years</b>	<b>5 Years</b>	<b>10 Years</b>
\$74	\$245	\$432	\$971

### **Portfolio Turnover**

The Fund pays transaction costs, such as commissions, when it buys and sells securities (or "turns over" its portfolio). A higher portfolio turnover rate may indicate higher transaction costs and may result in higher taxes when Fund shares are held in a taxable account. These costs, which are not reflected in total annual Fund operating expenses or in the example, affect the Fund's performance. During the most recent fiscal year ended October 31, 2023, the portfolio turnover rate of the Fund was 52% of the average value of its portfolio.

### **Principal Investment Strategies**

The Fund has flexibility to achieve its investment objective and invests in a broad range of income-producing securities, including debt and equity securities in the U.S. and other markets throughout the world, both developed and emerging. "Emerging markets" include countries in the MSCI Emerging Markets Index, and other countries that the Fund considers to be equivalent to those in that index based on their level of economic development or the size and experience of their securities markets. There is no limit on the number of countries in which the Fund may invest, and the Fund may focus its investments in a single country or a small group of countries. As attractive investments across asset classes and strategies arise, the Adviser attempts to capture these opportunities and has latitude to allocate the Fund's assets among asset classes. The Adviser buys and sells securities and investments for the Fund based on the Adviser's view of issuer fundamentals, global economics, sectors and overall portfolio construction, taking into account risk/return analyses and relative value considerations.

Under normal circumstances, the Fund invests at least 80% of its net assets in securities of U.S. issuers. U.S. issuers include the U.S. government and its agencies and instrumentalities. In addition, a company is considered by the Fund to be a U.S. issuer if: (i) at least 50% of the company's assets are located in the U.S.; (ii) at least 50% of the company's revenue is generated in the U.S.; (iii) the company is organized or maintains its principal place of business in the U.S.; or (iv) the company's securities are traded principally in the U.S.

The Fund seeks to achieve a neutral allocation of 80% of its total assets in debt securities and 20% of its total assets in equity securities. The Adviser's bottom-up investment process and top-down macroeconomic views will drive tactical allocation decisions by overweighting/underweighting stocks and bonds to outperform the benchmark.

The Fund may invest up to 100% of its total assets in debt securities, including corporate bonds, mortgage-backed, mortgage-related and asset-backed securities (including collateralized mortgage obligations), inflation-linked securities (including Treasury Inflation Protected Securities ("TIPS")), bank loan assignments and participations ("Loans"). The Fund may invest up to 35% of its total assets in Loans. The Fund may invest in debt securities with any maturity, duration or credit quality, including securities rated below investment grade or, if unrated, deemed by the Adviser to be of comparable quality ("junk bonds"). The Fund currently expects to invest no more than 70% of its total assets in junk bonds.

The Fund may purchase or sell mortgage-backed securities on a delayed delivery or forward commitment basis through the "to-be-announced" ("TBA") market. With TBA transactions, the particular securities to be delivered are not identified at the trade date but the delivered securities must meet specified terms and standards. The Fund would generally enter into TBA transactions with the intention of taking possession of the underlying mortgage-backed securities. However, in an effort to obtain underlying mortgage securities on more preferable terms or to enhance returns, the Fund may extend the settlement by entering into dollar roll transactions in which the Fund sells mortgage-backed securities and simultaneously agrees to purchase substantially similar securities on a future date.

The Fund may invest up to 30% of its total assets in equity securities, including common stocks, American Depositary Receipts ("ADRs") and real estate investment trusts ("REITs"). The Fund may invest up to 25% of its total assets in REITs. In addition to investments in equity securities, the Fund may also invest up to 50% of its total assets in preferred stocks and convertible securities that have characteristics of both equity and debt securities. The Fund may invest in equity securities, preferred stocks and convertible securities of companies of any market capitalization.

In addition to direct investments in securities, derivatives, which are instruments that have a value based on another instrument, exchange rate or index, may be used as substitutes for securities in which the Fund can invest. The Fund may use futures contracts, foreign currency transactions, options and swaps to help manage duration, sector and yield curve exposure and credit and spread volatility. The Fund may also use such derivatives to manage equity, country, regional and currency exposure, to increase income or gain to the Fund, for hedging and for risk management. The Fund may hedge its non-dollar investments back to the U.S. dollar through the use of foreign currency derivatives, including forward foreign currency contracts and currency futures, but may not always do so. In addition to hedging non-dollar investments, the Fund may use such derivatives to increase income and gain to the Fund and/or as part of its risk management process by establishing or adjusting exposure to particular foreign securities, markets or currencies.

As a result of the Fund's investment style, the Fund, from time to time, will engage in frequent trading.

## Principal Risks

As with all mutual funds, there is no guarantee that the Fund will achieve its investment objective. You could lose money by investing in the Fund. **A Fund share is not a bank deposit and is not insured or guaranteed by the FDIC or any government agency.** The principal risk factors affecting shareholders' investments in the Fund are set forth below.

**High Yield Bond Risk** – High yield bonds (often called “junk bonds”) are debt securities rated below investment grade. Junk bonds are speculative, involve greater risks of default, downgrade, or price declines and are more volatile and tend to be less liquid than investment-grade securities. Companies issuing high yield bonds are less financially strong, are more likely to encounter financial difficulties, and are more vulnerable to adverse market events and negative sentiments than companies with higher credit ratings.

**Fixed Income Risk** – Fixed income securities are subject to a number of risks, including credit and interest rate risks. Credit risk is the risk that the issuer or obligor will not make timely payments of principal and interest. Changes in an issuer's credit rating or the market's perception of an issuer's creditworthiness may also affect the value of the Fund's investment in that issuer. The Fund is subject to greater levels of credit risk to the extent it holds below investment grade debt securities, or “junk bonds.” Interest rate risk is the risk that the value of a fixed income security will fall when interest rates rise. In general, the longer the maturity and the lower the credit quality of a fixed income security, the more likely its value will decline.

**Corporate Bond Risk** – Corporate bonds respond to economic developments, especially changes in interest rates, as well as perceptions of the creditworthiness and business prospects of individual issuers.

**Convertible Securities Risk** – The value of a convertible security is influenced by changes in interest rates (with investment value declining as interest rates increase and increasing as interest rates decline) and the credit standing of the issuer. The price of a convertible security will also normally vary in some proportion to changes in the price of the underlying common stock because of the conversion or exercise feature.

**REIT Risk** – REITs are pooled investment vehicles that own, and usually operate, income-producing real estate. REITs are susceptible to the risks associated with direct ownership of real estate, such as the following: declines in property values; increases in property taxes, operating expenses, interest rates or competition; overbuilding; zoning changes; and losses from casualty or condemnation. REITs typically incur fees that are separate from those of the Fund. Accordingly, the Fund's investments in REITs will result in the layering of expenses such that shareholders will indirectly bear a proportionate share of the REITs' operating expenses, in addition to paying Fund expenses. REIT operating expenses are not reflected in the fee table and example in this Prospectus.

**Preferred Stock Risk** – Preferred stocks are sensitive to interest rate changes, and are also subject to equity risk, which is the risk that stock prices will fall over short or extended periods of time. The rights of preferred stocks on the distribution of a company's assets in the event of a liquidation are generally subordinate to the rights associated with a company's debt securities.

**Equity Risk** – Since it purchases equity securities, the Fund is subject to the risk that stock prices will fall over short or extended periods of time. Historically, the equity markets have moved in cycles, and the value of the Fund's equity securities may fluctuate drastically from day to day. Individual companies may report poor results or be negatively affected by industry and/or economic trends and developments. The prices of securities issued by such companies may suffer a decline in response.

**Large-Capitalization Company Risk** – The large capitalization companies in which the Fund may invest may lag the performance of smaller capitalization companies because large capitalization companies may experience slower rates of growth than smaller capitalization companies and may not respond as quickly to market changes and opportunities.

**Small- and Mid-Capitalization Company Risk** – The small- and mid-capitalization companies in which the Fund may invest may be more vulnerable to adverse business or economic events than larger, more established companies. In particular, investments in these small- and mid-sized companies may pose additional risks, including liquidity risk, because these companies tend to have limited product lines, markets and financial resources, and may depend upon a relatively small management group. Therefore, small- and mid-cap stocks may be more volatile than those of larger companies. These securities may be traded over-the-counter or listed on an exchange.

**Micro-Capitalization Company Risk** – Micro-capitalization companies may be less financially secure than large-, mid- and small-capitalization companies and may be more vulnerable to key personnel losses due to reliance on a smaller number of management personnel. In addition, there may be less public information available about these companies. Micro-cap stock prices may be more volatile than large-, mid- and small-capitalization companies and such stocks may be more thinly traded and thus difficult for the Fund to buy and sell in the market.

**Foreign Securities Risk** – Investing in foreign securities, including direct investments and through ADRs, which are traded on exchanges and represent an ownership interest in a foreign security, poses additional risks since political and economic events unique to a country or region will affect those markets and their issuers. These risks will not necessarily affect the U.S. economy or similar issuers located in the United States. Securities of foreign companies may not be registered with the U.S. Securities and Exchange Commission (the “SEC”) and foreign companies are generally not subject to the regulatory controls imposed on U.S. issuers and, as a consequence, there is generally less publicly available information about foreign securities than is available about domestic securities. Income from foreign securities owned by the Fund may be reduced by a withholding tax at the source, which tax would reduce income received from the securities comprising the Fund’s portfolio. Foreign securities may also be more difficult to value than securities of U.S. issuers. In addition, periodic U.S. Government restrictions on investments in issuers from certain foreign countries may require the Fund to sell such investments at inopportune times, which could result in losses to the Fund. While ADRs provide an alternative to directly purchasing the underlying foreign securities in their respective national markets and currencies, investments in ADRs continue to be subject to many of the risks associated with investing directly in foreign securities.

**Emerging Markets Securities Risk** – The Fund’s investments in emerging markets securities are considered speculative and subject to heightened risks in addition to the general risks of investing in foreign securities. Unlike more established markets, emerging markets may have governments that are less stable, markets that are less liquid and economies that are less developed. In addition, the securities markets of emerging market countries may consist of companies with smaller market capitalizations and may suffer periods of relative illiquidity; significant price volatility; restrictions on foreign investment; and possible restrictions on repatriation of investment income and capital. Furthermore, foreign investors may be required to register the proceeds of sales, and future economic or political crises could lead to price controls, forced mergers, expropriation or confiscatory taxation, seizure, nationalization or creation of government monopolies.

**Energy Sector Risk** – Issuers in energy-related industries can be significantly affected by fluctuations in energy prices and supply and demand of energy fuels. Markets for various energy-related commodities can have significant volatility, and are subject to control or manipulation by large producers or purchasers. Companies in the energy sector may need to make substantial expenditures, and to incur significant amounts of debt, in order to maintain or expand their reserves. Oil and gas exploration and production can be significantly affected by natural disasters as well as changes in exchange rates, interest rates, government regulation, world events and economic conditions. These companies may be at risk for environmental damage claims. Issuers in the energy sector may also be impacted by changing investor and consumer preferences arising from the sector’s potential exposure to sustainability and environmental concerns.

**Asset-Backed Securities Risk** – Payment of principal and interest on asset-backed securities is dependent largely on the cash flows generated by the assets backing the securities, and asset-backed securities may not have the benefit of any security interest in the related assets.

**Mortgage-Backed Securities Risk** – Mortgage-backed securities are affected by, among other things, interest rate changes and the possibility of prepayment of the underlying mortgage loans. Mortgage-backed securities are also subject to the risk that underlying borrowers will be unable to meet their obligations.

**U.S. Government Securities Risk** – The Fund’s investment in U.S. government obligations may include securities issued or guaranteed as to principal and interest by the U.S. government, or its agencies or instrumentalities. Payment of principal and interest on U.S. government obligations may be backed by the full faith and credit of the United States or may be backed solely by the issuing or guaranteeing agency or instrumentality itself. There can be no assurance that the U.S. government would provide financial support to its agencies or instrumentalities (including government-sponsored enterprises) where it is not obligated to do so. In addition, U.S. government securities are not guaranteed against price movements due to changing interest rates.

**Inflation-Linked Securities Risk** – The value of inflation-linked securities is expected to change in response to changes in real interest rates (the market rate of interest less the anticipated rate of inflation). Real interest rates change over time as a result of many factors, such as currency exchange rates, central bank monetary policies and general economic conditions. In general, the price of an inflation-linked security tends to decline when real interest rates increase. Unlike conventional bonds, the principal and interest payments of inflation-protected securities such as TIPS are adjusted periodically to a specified rate of inflation (e.g. the Consumer Price Index (the “CPI”). There can be no assurance that the inflation index used will accurately measure the actual rate of inflation. These securities may lose value in the event that the actual rate of inflation is different than the rate of the inflation index. Repayment of the original bond principal upon maturity (as adjusted for inflation) is guaranteed in the case of TIPS. For bonds that do not provide a similar guarantee, the adjusted principal value of the bond repaid at maturity may be less than the original principal.

**Foreign Currency Risk** – As a result of the Fund’s investments in securities or other investments denominated in, and/or receiving revenues in, foreign currencies, the Fund will be subject to currency risk. Currency risk is the risk that foreign currencies will decline in value relative to the U.S. dollar, in which case, the dollar value of an investment in the Fund would be adversely affected.

**Geographic Focus Risk** – To the extent that it focuses its investments in a particular country or geographic region, the Fund may be more susceptible to economic, political, regulatory or other events or conditions affecting issuers and countries within that country or geographic region. As a result, the Fund may be subject to greater price volatility and risk of loss than a fund holding more geographically diverse investments.

**Liquidity Risk** – Certain securities may be difficult or impossible to sell at the time and the price that the Fund would like. The Fund may have to accept a lower price to sell a security, sell other securities to raise cash, or give up an investment opportunity, any of which could have a negative effect on Fund management or performance.

**Derivatives Risk** – The Fund’s use of futures contracts, forward contracts, options and swaps is subject to market risk, leverage risk, correlation risk, hedging risk and liquidity risk. Market risk is the risk that the market value of an investment may move up and down, sometimes rapidly and unpredictably. Leverage risk is the risk that the use of leverage may amplify the effects of market volatility on the Fund’s share price and may also cause the Fund to liquidate portfolio positions when it would not be advantageous to do so in

order to satisfy its obligations. Correlation risk is the risk that changes in the value of the derivative may not correlate perfectly or at all with the underlying asset, rate or index. Hedging risk is the risk that derivative instruments used for hedging purposes may also limit any potential gain that may result from the increase in value of the hedged asset. To the extent that the Fund engages in hedging strategies, there can be no assurance that such strategy will be effective or that there will be a hedge in place at any given time. Liquidity risk is described elsewhere in this section. The Fund's use of forwards and swaps is also subject to credit risk and valuation risk. Credit risk is the risk that the counterparty to a derivative contract will default or otherwise become unable to honor a financial obligation. Valuation risk is the risk that the derivative may be difficult to value. Each of these risks could cause the Fund to lose more than the principal amount invested in a derivative instrument.

**Collateralized Mortgage Obligations Risk** – Collateralized mortgage obligations exhibit similar risks to those of mortgage-backed securities but also present certain special risks. Collateralized mortgage obligations are created by dividing the principal and interest payments collected on a pool of mortgages into several revenue streams (tranches) with different priority rights to portions of the underlying mortgage payments. Collateralized mortgage obligation tranches may be specially structured in a manner that provides a variety of investment characteristics, such as yield, effective maturity and interest rate sensitivity. As market conditions change, however, particularly during periods of rapid or unanticipated changes in interest rates, the ability of a collateralized mortgage obligation tranche to provide the anticipated investment characteristics and performance may be significantly reduced. These changes may result in volatility in the market value, and in some instances reduced liquidity, of the collateralized mortgage obligation tranche.

**TBA/Dollar Roll Risk** – Although the securities that are delivered in TBA transactions must meet certain standards, there is a risk that the actual securities received by the Fund may be less favorable than what was anticipated when entering into the transaction. Default by or bankruptcy of a counterparty to a TBA transaction would expose the Fund to possible loss because of adverse market action, expenses or delays in connection with the purchase or sale of the pools of mortgage pass-through securities specified in the TBA transaction. Whether or not the Fund takes delivery of the securities at the termination date of a TBA transaction, it will nonetheless be exposed to changes in the value of the underlying investments during the term of the agreement. Also, the Fund's portfolio turnover rate and transaction costs are increased when the Fund enters into dollar roll transactions.

**Bank Loans Risk** – Investments in bank loans (through both assignments and participations) are generally subject to the same risks as investments in other types of debt instruments, including, in many cases, investments in junk bonds. There may be limited public information available regarding bank loans and bank loans may be difficult to value. If the Fund holds a bank loan through another financial institution, or relies on a financial institution to administer the loan, its receipt of principal and interest on the loan may be subject to the credit risk of that financial institution. It is possible that any collateral securing a loan may be insufficient or unavailable to the Fund, and that the Fund's rights to collateral may be limited by bankruptcy or insolvency laws. In addition, the secondary market for bank loans may be subject to irregular trading activity, wide bid/ask spreads, and extended trade settlement periods, which may cause the Fund to be unable to realize the full value of its investment in a bank loan.

Bank loans may not be considered "securities," and purchasers, such as the Fund, therefore may not be entitled to rely on the anti-fraud protections of the federal securities laws.

**Market Risk** – The prices of and the income generated by the Fund's securities may decline in response to, among other things, investor sentiment, general economic and market conditions, regional or global instability, and currency and interest rate fluctuations. In addition, the impact of any military action, epidemic, pandemic or natural disaster, or widespread fear that such events may occur, could negatively affect the global economy, as well as the economies of individual countries, the financial performance of

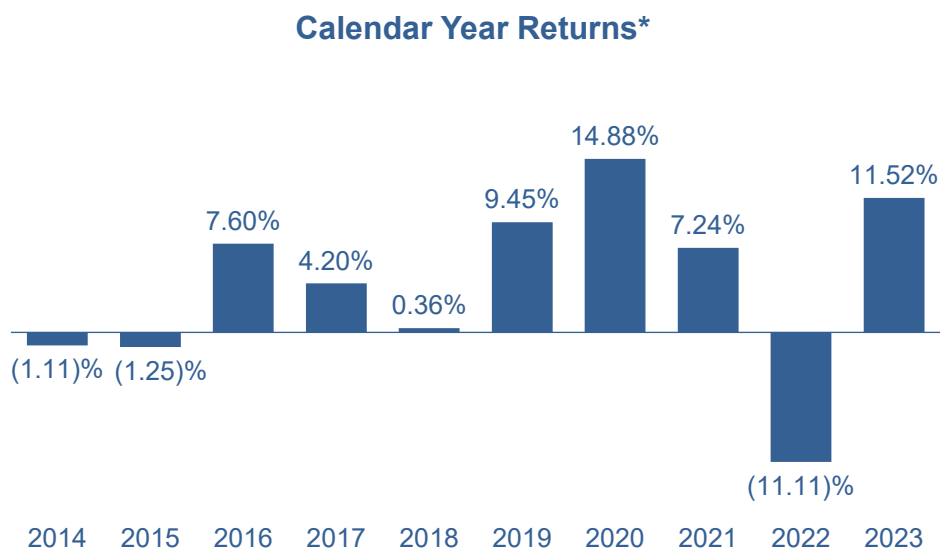


individual companies and sectors, and the markets in general in significant and unforeseen ways. Any such impact could adversely affect the prices and liquidity of the securities and other instruments in which the Fund invests, which in turn could negatively impact the Fund’s performance and cause losses on your investment in the Fund.

**Frequent Trading Risk** – The Fund’s frequent trading strategy will result in high portfolio turnover and may be more likely to result in realized capital gains that must be distributed to shareholders as taxable income and in increased brokerage and other transaction costs.

## Performance Information

The bar chart and table that follow provide some indication of the risks of investing in the Fund by showing changes in the performance of the Institutional Shares of the Fund from year-to-year and by showing how the average annual returns for 1-year, 5-years, 10-years and since inception of the Fund compare with those of the Bloomberg U.S. Aggregate Bond Index, the S&P 500® Index, and the Blended 60/40 Bloomberg U.S. Aggregate Bond Index/S&P 500® Index. The performance shown in bar chart and table for periods prior to November 1, 2021 represents the performance of the Institutional Shares of the Westwood High Income Fund, a series of The Advisors’ Inner Circle Fund (the “Predecessor Fund”). The Fund is the successor to the Predecessor Fund through a reorganization with the Fund on November 1, 2021. Prior to August 31, 2019, the Predecessor Fund had a sub-adviser and, prior to November 1, 2019, the Predecessor Fund employed a different investment strategy. Therefore, the past performance shown for periods prior to August 31, 2019 may have differed if the Predecessor Fund had not had a sub-adviser and the Fund’s current investment strategy had been in effect. How the Fund and the Predecessor Fund have performed in the past (before and after taxes) is not necessarily an indication of how the Fund will perform in the future. Updated performance information is available on the Fund’s website at [www.westwoodfunds.com](http://www.westwoodfunds.com) or by calling 1-877-FUND-WHG (1-877-386-3944).



\* The Fund’s year-to-date return through December 31, 2023 was 11.52%.

**Best Quarter**  
**12.59%**  
**(6/30/2020)**

**Worst Quarter**  
**(10.88)%**  
**(3/31/2020)**

### *Average Annual Total Returns for Periods Ended December 31, 2023*

This table compares the Fund's Institutional Shares' average annual total returns for the periods ended December 31, 2023 to those of an appropriate broad-based index and additional indexes, including a blended benchmark that represents the investment strategy of the Fund.

After-tax returns are calculated using the historical highest individual federal marginal income tax rates and do not reflect the impact of state and local taxes. Your actual after-tax returns will depend on your tax situation and may differ from those shown. After-tax returns shown are not relevant to investors who hold their Fund shares through tax-deferred arrangements, such as 401(k) plans or individual retirement accounts ("IRAs").

<b>WESTWOOD MULTI-ASSET INCOME FUND – INSTITUTIONAL</b>				<b>Inception Date December 28, 2011</b>
<b>Fund Returns Before Taxes</b>	<b>1 Year</b>	<b>5 Years</b>	<b>10 Years</b>	
	11.52%	5.98%	3.92%	
<b>Fund Returns After Taxes on Distributions</b>	9.08%	4.15%	2.04%	
<b>Fund Returns After Taxes on Distributions and Sale of Fund Shares</b>	6.73%	3.84%	2.14%	
<b>Bloomberg U.S. Aggregate Bond Index (reflects no deduction for fees, expenses, or taxes)</b>	5.53%	1.10%	1.81%	
<b>S&amp;P 500® Index (reflects no deduction for fees, expenses, or taxes)</b>	26.69%	15.69%	12.03%	
<b>Blended 80/20 Bloomberg U.S. Aggregate Bond Index/S&amp;P 500® Index (reflects no deduction for fees, expenses, or taxes)</b>	9.47%	4.10%	3.95%	

### **Investment Adviser**

Westwood Management Corp. is the Fund's investment adviser.

### **Portfolio Managers**

The Fund is managed by a portfolio team. The professionals primarily responsible for the day-to-day management of the Fund are as follows:

Mr. Adrian Helfert, Senior Vice President and Chief Investment Officer of Multi-Asset Portfolios, has managed the Fund since 2019.\*

Mr. Scott Barnard, CFA, Vice President, has managed the Fund since 2020.\*

Mr. Hussein Adatia, Vice President, has managed the Fund since 2020.\*

\* Including managing the Predecessor Fund through its reorganization into the Fund on November 1, 2021.

*For important information about the purchase and sale of Fund shares, taxes and financial intermediary compensation, please turn to the "Summary Information about the Purchase and Sale of Fund Shares, Taxes and Financial Intermediary Compensation" section of the Prospectus.*

# WESTWOOD ALTERNATIVE INCOME FUND

## Fund Investment Objective

The investment objective of the Westwood Alternative Income Fund (the “Fund” or “Alternative Income Fund”) seeks to provide absolute returns through a combination of current income and capital appreciation with low correlation to equity and fixed income markets.

## Fund Fees and Expenses

These tables describe the fees and expenses that you may pay if you buy, hold and sell Institutional Shares of the Fund. **You may be required to pay commissions and/or other forms of compensation to a broker for transactions in Institutional Shares, which are not reflected in the table or the example below.** Shares of the Fund are available in other share classes that have different fees and expenses.

### Shareholder Fees (fees paid directly from your investments)

Redemption Fee (as a percentage of amount redeemed, if shares redeemed have been held for less than 30 days)	1.00%
--	-------

### Annual Fund Operating Expenses (expenses that you pay each year as a percentage of the value of your investment)

	<b>Institutional Shares</b>	
Management Fees <sup>1</sup>		0.21%
Other Expenses		0.40%
Administrative Services Plan Fees <sup>2</sup>	0.14%	
Other Operating Expenses	0.26%	
Total Annual Fund Operating Expenses <sup>3</sup>		0.61%
Less Fee Reductions and/or Expense Reimbursements <sup>4</sup>		(0.26)%
Total Annual Fund Operating Expenses After Fee Reductions and/or Expense Reimbursements <sup>3,4</sup>		0.35%

<sup>1</sup> Management Fees consist of a base fee at an annualized rate of 0.53% of the Fund’s average daily net assets, and a positive or negative performance adjustment of up to an annualized rate of 0.32% based on the Fund’s Institutional Shares’ performance relative to the FTSE 1-Month U.S. Treasury Bill Index plus 2.00%, resulting in a minimum total fee of 0.21% and a maximum total fee of 0.85%.

<sup>2</sup> The Fund has adopted an Administrative Services Plan that provides that the Fund may pay financial intermediaries for shareholder services in an annual amount not to exceed 0.15% based on the average daily net assets of the Fund’s Institutional Shares. The Fund paid 0.14% of its Institutional Shares’ average daily net assets in Administrative Services Plan Fees for the fiscal year ended October 31, 2023.

<sup>3</sup> “Total Annual Fund Operating Expenses” and “Total Annual Fund Operating Expenses After Fee Reductions and/or Expense Reimbursements” will not correlate to the ratio of expenses to the average net assets in the Fund’s Financial Highlights, which reflect the operating expenses of the Fund and do not include “Acquired Fund Fees and Expenses”.

<sup>4</sup> Westwood Management Corp. (the “Adviser”) has contractually agreed to waive its Management Fee at an annual rate in the amount of 0.01% of the Fund’s average daily net assets until March 1, 2025 (the

“Management Fee Waiver Agreement”). The Adviser has contractually agreed to reduce fees and reimburse expenses in order to keep Total Annual Fund Operating Expenses for Institutional Shares (excluding Management Fees, interest, taxes, brokerage commissions, Rule 12b-1 distribution fees (if any), administrative servicing fee (if any), borrowing expenses such as dividend and interest expenses on securities sold short, Acquired Fund fees and expenses, costs to organize the Fund, other expenditures which are capitalized in accordance with generally accepted accounting principles, and extraordinary expenses (collectively, “excluded expenses”)) from exceeding 0.00% of the Fund’s Institutional Shares’ average daily net assets until March 1, 2025. In addition, the Adviser may receive from the Fund the difference between the Total Annual Fund Operating Expenses (not including excluded expenses) and the expense cap to recoup all or a portion of its prior fee reductions or expense reimbursements (other than Management Fee waivers pursuant to the Management Fee Waiver Agreement) made during the rolling 36-month period preceding the date of the recoupment if at any point Total Annual Fund Operating Expenses (not including excluded expenses) are below the expense cap (i) at the time of the fee waiver and/or expense reimbursement and (ii) at the time of the recoupment. This Agreement may be terminated: (i) by the Board of Trustees (the “Board”) of Ultimus Managers Trust (the “Trust”), for any reason at any time; or (ii) by the Adviser, upon ninety (90) days’ prior written notice to the Trust, effective as of the close of business on March 1, 2025. This agreement will terminate automatically if the Fund’s investment advisory agreement with the Adviser is terminated.

**Example**

This Example is intended to help you compare the cost of investing in the Fund with the cost of investing in other mutual funds.

The Example assumes that you invest \$10,000 in the Fund for the time periods indicated and then redeem all of your shares at the end of those periods. The Example also assumes that your investment has a 5% return each year and that the Fund’s operating expenses remain the same and the contractual agreements to limit expenses remain in effect until March 1, 2025. Although your actual costs may be higher or lower, based on these assumptions your costs would be:

<b>1 Year</b>	<b>3 Years</b>	<b>5 Years</b>	<b>10 Years</b>
\$36	\$169	\$314	\$737

**Portfolio Turnover**

The Fund pays transaction costs, such as commissions, when it buys and sells securities (or “turns over” its portfolio). A higher portfolio turnover rate may indicate higher transaction costs and may result in higher taxes when Fund shares are held in a taxable account. These costs, which are not reflected in total annual Fund operating expenses or in the example, affect the Fund’s performance. During the most recent fiscal year ended October 31, 2023, the portfolio turnover rate of the Fund was 92% of the average value of its portfolio.

## Principal Investment Strategies

The Fund employs an absolute return strategy, which means that the Fund seeks to earn a positive total return through a combination of current income and capital appreciation in all market conditions, by maintaining a portfolio that is designed to have low volatility and low correlations with equity and fixed income markets over a full market cycle.

In seeking to achieve its goals, the Fund invests primarily in income producing convertible securities. Convertible securities include, but are not limited to, corporate bonds, debentures, notes or preferred stocks and their hybrids that can be converted into (exchanged for) common stock or other securities, such as warrants or options, which provide an opportunity for equity participation. Once a convertible security converts to common stock, the Fund would be an equity owner of the particular company as a common stockholder. The Fund may also invest in equity securities and non-convertible fixed income securities, and may invest in securities of any market capitalization, maturity, duration or credit quality, including securities rated below investment grade or, if unrated, deemed by the Adviser to be of comparable quality (“junk bonds”). The Fund may invest in foreign companies in both developed and emerging markets.

The Fund may seek to exploit certain arbitrage opportunities by, for example, selling common stocks or bonds short against positions in which the Fund has invested in convertible securities, or establishing short positions in convertible securities with long positions in the corresponding common stock or bond. When the Fund sells a security short, it is selling a security it does not own. The Fund may invest in derivative instruments, such as futures contracts, forward contracts, options and swaps (including credit default swaps) to seek to hedge risks such as issuer, equity market, credit, interest rate and foreign currency risks, or enhance the returns of the Fund. The Fund may also seek to generate income from option premiums by writing (selling) call and put options on individual securities, broad-based securities indexes or exchange-traded funds (“ETFs”). The Adviser seeks to identify undervalued convertible securities by utilizing quantitative tools and fundamental research to assess a security’s income characteristics, liquidity, credit quality, volatility and equity value. The Adviser seeks to invest in companies with strong business models, quality management, and favorable financial conditions. The Adviser will consider selling a convertible security when it believes that the security is no longer undervalued, or there are unfavorable changes in the fundamentals of the underlying company or the structure of the convertible security. The Fund may buy and sell securities frequently, which could result in a high portfolio turnover rate.

When the Adviser believes that market conditions are unfavorable for profitable investing, or is otherwise unable to locate attractive investment opportunities, it may increase the Fund’s investments in cash or money market instruments to protect the Fund’s assets and maintain liquidity. When the Fund’s investments in cash or money market instruments increase, it may not participate in market advances or declines to the same extent that it would if the Fund remained more fully invested in equity and fixed income securities.

The Fund invests across various asset classes, sectors and securities, and, from time to time, will engage in frequent trading.

As a result of the Fund’s investment style, the Fund, from time to time, will engage in frequent trading.

## Principal Risks

As with all mutual funds, there is no guarantee that the Fund will achieve its investment objective. You could lose money by investing in the Fund. **A Fund share is not a bank deposit and is not insured or guaranteed by the FDIC or any government agency.** The principal risk factors affecting shareholders' investments in the Fund are set forth below.

**Convertible Securities Risk** – The value of a convertible security is influenced by changes in interest rates (with investment value declining as interest rates increase and increasing as interest rates decline) and the credit standing of the issuer. The price of a convertible security will also normally vary in some proportion to changes in the price of the underlying common stock because of the conversion or exercise feature. Convertible securities may be subordinate to other debt securities issued by the same issuer. Issuers of convertible securities are often not as strong financially as issuers with higher credit ratings. Convertible securities typically provide yields lower than comparable non-convertible securities. Their values may be more volatile than those of non-convertible securities, reflecting changes in the values of the securities into which they are convertible.

**Corporate Bond Risk** – Corporate bonds respond to economic developments, especially changes in interest rates, as well as perceptions of the creditworthiness and business prospects of individual issuers. Investments in corporate bonds are also subject to the same risks as fixed income securities.

**High Yield Bond Risk** – High yield bonds (often called “junk bonds”) are debt securities rated below investment grade. Junk bonds are speculative, involve greater risks of default, downgrade, or price declines and are more volatile and tend to be less liquid than investment-grade securities. Companies issuing high yield bonds are less financially strong, are more likely to encounter financial difficulties, and are more vulnerable to adverse market events and negative sentiments than companies with higher credit ratings.

**Fixed Income Risk** – Fixed income securities are subject to a number of risks, including credit and interest rate risks. Credit risk is the risk that the issuer or obligor will not make timely payments of principal and interest. Changes in an issuer's credit rating or the market's perception of an issuer's creditworthiness may also affect the value of the Fund's investment in that issuer. The Fund is subject to greater levels of credit risk to the extent it holds below investment grade debt securities, or “junk bonds.” Interest rate risk is the risk that the value of a fixed income security will fall when interest rates rise. In general, the longer the maturity and the lower the credit quality of a fixed income security, the more likely its value will decline.

**Emerging Markets Securities Risk** – The Fund's investments in emerging markets securities are considered speculative and subject to heightened risks in addition to the general risks of investing in foreign securities. Unlike more established markets, emerging markets may have governments that are less stable, markets that are less liquid and economies that are less developed. In addition, the securities markets of emerging market countries may consist of companies with smaller market capitalizations and may suffer periods of relative illiquidity; significant price volatility; restrictions on foreign investment; and possible restrictions on repatriation of investment income and capital. Furthermore, foreign investors may be required to register the proceeds of sales, and future economic or political crises could lead to price controls, forced mergers, expropriation or confiscatory taxation, seizure, nationalization or creation of government monopolies.

**Foreign Securities Risk** – Investing in foreign securities poses additional risks since political and economic events unique to a country or region will affect those markets and their issuers. These risks will not necessarily affect the U.S. economy or similar issuers located in the United States. Securities of foreign companies may not be registered with the U.S. Securities and Exchange Commission (the “SEC”) and foreign companies are generally not subject to the regulatory controls imposed on U.S. issuers and, as a consequence, there is generally less publicly available information about foreign securities than is available about domestic securities. Income from foreign securities owned by the Fund may be reduced by a

withholding tax at the source, which tax would reduce income received from the securities comprising the Fund's portfolio. Foreign securities may also be more difficult to value than securities of U.S. issuers. In addition, periodic U.S. Government restrictions on investments in issuers from certain foreign countries may require the Fund to sell such investments at inopportune times, which could result in losses to the Fund.

**Derivatives Risk** – The Fund's use of futures contracts, forward contracts, options and swaps is subject to market risk, leverage risk, correlation risk, hedging risk and liquidity risk. Market risk is the risk that the market value of an investment may move up and down, sometimes rapidly and unpredictably. Leverage risk is the risk that the use of leverage may amplify the effects of market volatility on the Fund's share price and may also cause the Fund to liquidate portfolio positions when it would not be advantageous to do so in order to satisfy its obligations. Correlation risk is the risk that changes in the value of the derivative may not correlate perfectly or at all with the underlying asset, rate or index. Hedging risk is the risk that derivative instruments used for hedging purposes may also limit any potential gain that may result from the increase in value of the hedged asset. To the extent that the Fund engages in hedging strategies, there can be no assurance that such strategy will be effective or that there will be a hedge in place at any given time. Liquidity risk is described elsewhere in this section. The Fund's use of forwards and swaps is also subject to credit risk and valuation risk. Credit risk is the risk that the counterparty to a derivative contract will default or otherwise become unable to honor a financial obligation. Valuation risk is the risk that the derivative may be difficult to value. Each of these risks could cause the Fund to lose more than the principal amount invested in a derivative instrument.

**Short Sales Risk** – A short sale involves the sale of a security that the Fund does not own in the expectation of purchasing the same security (or a security exchangeable therefore) at a later date at a lower price. Short sales expose the Fund to the risk that it will be required to buy the security sold short (also known as "covering" the short position) at a time when the security has appreciated in value, thus resulting in a loss to the Fund. Investment in short sales may also cause the Fund to incur expenses related to borrowing securities. Reinvesting proceeds received from short selling may create leverage which can amplify the effects of market volatility on the Fund and, therefore, the Fund's share price. Theoretically, uncovered short sales have the potential to expose the Fund to unlimited losses.

**Equity Risk** – Since it purchases equity securities, the Fund is subject to the risk that stock prices will fall over short or extended periods of time. Historically, the equity markets have moved in cycles, and the value of the Fund's equity securities may fluctuate drastically from day to day. Individual companies may report poor results or be negatively affected by industry and/or economic trends and developments. The prices of securities issued by such companies may suffer a decline in response.

**Energy Sector Risk** – Issuers in energy-related industries can be significantly affected by fluctuations in energy prices and supply and demand of energy fuels. Markets for various energy-related commodities can have significant volatility, and are subject to control or manipulation by large producers or purchasers. Companies in the energy sector may need to make substantial expenditures, and to incur significant amounts of debt, in order to maintain or expand their reserves. Oil and gas exploration and production can be significantly affected by natural disasters as well as changes in exchange rates, interest rates, government regulation, world events and economic conditions. These companies may be at risk for environmental damage claims. Issuers in the energy sector may also be impacted by changing investor and consumer preferences arising from the sector's potential exposure to sustainability and environmental concerns.

**Warrants Risk** – Warrants are instruments that entitle the holder to buy an equity security at a specific price for a specific period of time. Warrants may be more speculative than other types of investments. The price of a warrant may be more volatile than the price of its underlying security, and an investment in a warrant may therefore create greater potential for capital loss than an investment in the underlying security. A warrant ceases to have value if it is not exercised prior to its expiration date.

**Liquidity Risk** – Certain securities may be difficult or impossible to sell at the time and the price that the Fund would like. The Fund may have to accept a lower price to sell a security, sell other securities to raise cash, or give up an investment opportunity, any of which could have a negative effect on Fund management or performance.

**Micro-Capitalization Company Risk** – Micro-capitalization companies may be newly formed or in the early stages of development with limited product lines, markets or financial resources. Therefore, micro-capitalization companies may be less financially secure than large-, mid- and small-capitalization companies and may be more vulnerable to key personnel losses due to reliance on a smaller number of management personnel. In addition, there may be less public information available about these companies. Micro-cap stock prices may be more volatile than large-, mid- and small-capitalization companies and such stocks may be more thinly traded and thus difficult for the Fund to buy and sell in the market.

**Small- and Mid-Capitalization Company Risk** – The small- and mid-capitalization companies in which the Fund may invest may be more vulnerable to adverse business or economic events than larger, more established companies. In particular, investments in these small- and mid-sized companies may pose additional risks, including liquidity risk, because these companies tend to have limited product lines, markets and financial resources, and may depend upon a relatively small management group. Therefore, small- and mid-cap stocks may be more volatile than those of larger companies. These securities may be traded over-the-counter or listed on an exchange.

**Large-Capitalization Company Risk** – The large capitalization companies in which the Fund may invest may lag the performance of smaller capitalization companies because large capitalization companies may experience slower rates of growth than smaller capitalization companies and may not respond as quickly to market changes and opportunities.

**Absolute Return Strategy Risk** – The Fund’s absolute return strategy may cause the Fund to underperform compared to equity or fixed income markets or other mutual funds that do not utilize an absolute return strategy. For example, in rising markets, the Fund’s short positions may significantly impact the Fund’s overall performance and cause the Fund to underperform or sustain losses. Periodic underperformance is to be expected and is a result of the Fund’s overall hedging techniques employed for the absolute return strategy. Additionally, there is a risk that the Adviser will be unable to construct a portfolio that limits the Fund’s exposure to market movements, and as a result, the Fund’s performance may reflect general market movements.

**Foreign Currency Risk** – As a result of the Fund’s investments in securities or other investments denominated in, and/or receiving revenues in, foreign currencies, the Fund will be subject to currency risk. Currency risk is the risk that foreign currencies will decline in value relative to the U.S. dollar, in which case, the dollar value of an investment in the Fund would be adversely affected.

**Preferred Stock Risk** – Preferred stocks are sensitive to interest rate changes, and are also subject to equity risk, which is the risk that stock prices will fall over short or extended periods of time. The rights of preferred stocks on the distribution of a company’s assets in the event of a liquidation are generally subordinate to the rights associated with a company’s debt securities.

**Geographic Focus Risk** – To the extent that it focuses its investments in a particular country or geographic region, the Fund may be more susceptible to economic, political, regulatory or other events or conditions affecting issuers and countries within that country or geographic region. As a result, the Fund may be subject to greater price volatility and risk of loss than a fund holding more geographically diverse investments.



**ETF Risk** – ETFs are pooled investment vehicles, such as registered investment companies and grantor trusts, whose shares are listed and traded on U.S. and non-U.S. stock exchanges or otherwise traded in the over-the-counter market. To the extent that the Fund invests in ETFs, the Fund will be subject to substantially the same risks as those associated with the direct ownership of the securities in which the ETF invests, and the value of the Fund’s investment will fluctuate in response to the performance of the ETF’s holdings. ETFs typically incur fees that are separate from those of the Fund. Accordingly, the Fund’s investments in ETFs will result in the layering of expenses such that shareholders will indirectly bear a proportionate share of the ETFs’ operating expenses, in addition to paying Fund expenses. Because the value of ETF shares depends on the demand in the market, shares may trade at a discount or premium to their net asset value (“NAV”) and the Adviser may not be able to liquidate the Fund’s holdings at the most optimal time, which could adversely affect the Fund’s performance.

**U.S. Government Securities Risk** – The Fund’s investment in U.S. government obligations may include securities issued or guaranteed as to principal and interest by the U.S. government, or its agencies or instrumentalities. Payment of principal and interest on U.S. government obligations may be backed by the full faith and credit of the United States or may be backed solely by the issuing or guaranteeing agency or instrumentality itself. There can be no assurance that the U.S. government would provide financial support to its agencies or instrumentalities (including government-sponsored enterprises) where it is not obligated to do so. In addition, U.S. government securities are not guaranteed against price movements due to changing interest rates.

**Money Market Instruments Risk** – The value of money market instruments may be affected by changing interest rates and by changes in the credit ratings of the investments. An investment in a money market fund is not a bank deposit and is not insured or guaranteed by any bank, the FDIC or any other government agency. A money market fund’s sponsor has no legal obligation to provide financial support to the fund, and there should be no expectation that the sponsor will provide financial support to the fund at any time. Certain money market funds float their NAV while others seek to preserve the value of investments at a stable NAV (typically, \$1.00 per share). An investment in a money market fund, even an investment in a fund seeking to maintain a stable NAV per share, is not guaranteed and it is possible for the Fund to lose money by investing in these and other types of money market funds. If the liquidity of a money market fund’s portfolio deteriorates below certain levels, the money market fund may impose discretionary or mandatory liquidity fees. These measures may result in an investment loss or prohibit the Fund from redeeming shares when the Adviser would otherwise redeem shares. Money market funds and the securities they invest in are subject to comprehensive regulations. The enactment of new legislation or regulations, as well as changes in interpretation and enforcement of current laws, may affect the manner of operation, performance and/or yield of money market funds.

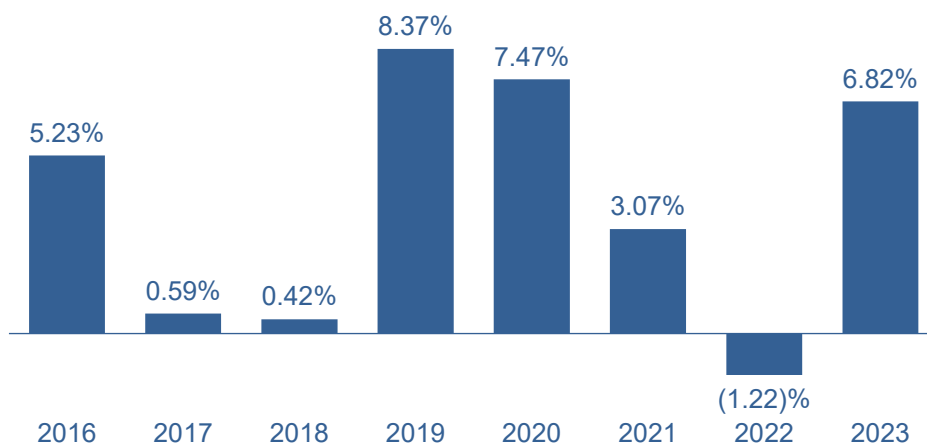
**Market Risk** – The prices of and the income generated by the Fund’s securities may decline in response to, among other things, investor sentiment, general economic and market conditions, regional or global instability, and currency and interest rate fluctuations. In addition, the impact of any military action, epidemic, pandemic or natural disaster, or widespread fear that such events may occur, could negatively affect the global economy, as well as the economies of individual countries, the financial performance of individual companies and sectors, and the markets in general in significant and unforeseen ways. Any such impact could adversely affect the prices and liquidity of the securities and other instruments in which the Fund invests, which in turn could negatively impact the Fund’s performance and cause losses on your investment in the Fund.

**Frequent Trading Risk** – The Fund’s frequent trading strategy will result in high portfolio turnover and may be more likely to result in realized capital gains that must be distributed to shareholders as taxable income and in increased brokerage and other transaction costs.

## Performance Information

The bar chart and table that follow provide some indication of the risks of investing in the Fund by showing changes in the performance of the Institutional Shares of the Fund from year-to-year and by showing how the average annual returns for 1-year, 5-years, and since inception of the Fund compare with those of the FTSE 1-Month U.S. Treasury Bill Index. The performance shown in bar chart and table for periods prior to November 1, 2021 represents the performance of the Institutional Shares of the Westwood Alternative Income Fund, a series of The Advisors' Inner Circle Fund (the "Predecessor Fund"). The Fund is the successor to the Predecessor Fund through a reorganization with the Fund on November 1, 2021. How the Fund and the Predecessor Fund have performed in the past (before and after taxes) is not necessarily an indication of how the Fund will perform in the future. Updated performance information is available on the Fund's website at [www.westwoodfunds.com](http://www.westwoodfunds.com) or by calling 1-877-FUND-WHG (1-877-386-3944).

### Calendar Year Returns\*



\* The Fund's year-to-date return through December 31, 2023 was 6.82%.

**Best Quarter**  
**3.48%**  
**(6/30/2016)**

**Worst Quarter**  
**(2.76)%**  
**(3/31/2020)**

### *Average Annual Total Returns for Periods Ended December 31, 2023*

This table compares the Fund's Institutional Shares' average annual total returns for the periods ended December 31, 2023 to those of an appropriate broad-based index.

After-tax returns are calculated using the historical highest individual federal marginal income tax rates and do not reflect the impact of state and local taxes. Your actual after-tax returns will depend on your tax situation and may differ from those shown. After-tax returns shown are not relevant to investors who hold their Fund shares through tax-deferred arrangements, such as 401(k) plans or individual retirement accounts ("IRAs").

<b>WESTWOOD ALTERNATIVE INCOME FUND – INSTITUTIONAL</b>	<b>1 Year</b>	<b>5 Years</b>	<b>Since Inception (May 1, 2015)</b>
<b>Fund Returns Before Taxes</b>	6.82%	4.84%	3.50%
<b>Fund Returns After Taxes on Distributions</b>	5.60%	2.67%	1.87%
<b>Fund Returns After Taxes on Distributions and Sale of Fund Shares</b>	4.02%	2.81%	1.99%
<b>FTSE 1-Month U.S. Treasury Bill Index (reflects no deduction for fees, expenses, or taxes)</b>	5.13%	1.84%	1.39%

### **Investment Adviser**

Westwood Management Corp. is the Fund's investment adviser.

### **Portfolio Managers**

The Fund is managed by a portfolio team. The professionals primarily responsible for the day-to-day management of the Fund are as follows:

Mr. Adrian Helfert, Senior Vice President and Chief Investment Officer of Multi-Asset Portfolios, has managed the Fund since 2020.\*

Mr. Christopher Hartman, Vice President, has managed the Fund since 2021.\*

\* Including managing the Predecessor Fund through its reorganization into the Fund on November 1, 2021.

*For important information about the purchase and sale of Fund shares, taxes and financial intermediary compensation, please turn to the "Summary Information about the Purchase and Sale of Fund Shares, Taxes and Financial Intermediary Compensation" section of the Prospectus.*

# Summary Information about the Purchase and Sale of Fund Shares, Taxes and Financial Intermediary Compensation

## Purchase and Sale of Fund Shares

To purchase Institutional Shares of a Fund for the first time, you must invest at least \$100,000. There is no minimum for subsequent investments. This requirement, however, does not apply to investors purchasing through asset allocation, wrap fee, and other similar fee-based advisory programs sponsored by financial intermediaries, such as brokerage firms, investment advisers, financial planners, third-party administrators, insurance companies, and any other institutions having a selling, administration or any similar agreement with the Funds' distributor, and through group retirement plans. Financial intermediaries may charge their customers a transaction or service fee.

Institutional Shares of the Funds are offered exclusively to:

- certain retirement plans established for the benefit of employees and former employees of the Adviser or its affiliates;
- defined benefit retirement plans, endowments or foundations;
- banks and trust companies or law firms acting as trustee or manager for trust accounts;
- investors who purchase shares through asset-based fee programs available through financial intermediaries;
- insurance companies; and
- Institutional Shares shareholders purchasing Institutional Shares through the reinvestment of dividends or other distributions.

If you own your shares directly, you may redeem your shares on any day that the New York Stock Exchange (the "NYSE") is open for business by contacting the Funds directly by mail at Westwood Funds, 4221 N. 203<sup>rd</sup> Street, Suite 100, Elkhorn, NE 68022 or telephone at 1-877-FUND-WHG (1-877-386-3944).

If you own your shares through an account with a broker or other institution, contact that broker or institution to redeem your shares. Your broker or institution may charge a fee for its services in addition to the fees charged by the Funds.

## Tax Information

Each Fund intends to make distributions that may be taxed as ordinary income or capital gains, unless you are investing through a tax-deferred arrangement, such as a 401(k) plan or IRA, in which case your distribution will be taxed when withdrawn from the tax-deferred account.

## Payments to Broker-Dealers and Other Financial Intermediaries

If you purchase shares of the Funds through a broker-dealer or other financial intermediary (such as a bank), the Funds and their related companies may pay the intermediary for the sale of Fund shares and related services. These payments may create a conflict of interest by influencing the broker-dealer or other intermediary and your salesperson to recommend the Funds over another investment. Ask your salesperson or visit your financial intermediary's website for more information.

## More Information about Risks

Investing in each Fund involves risk and there is no guarantee that each Fund will achieve its goals. The Adviser’s judgments about the markets, the economy, or companies may not anticipate actual market movements, economic conditions or company performance, and these judgments may affect the return on your investment. In fact, no matter how good of a job the Adviser does, you could lose money on your investment in a Fund, just as you could with similar investments.

The value of your investment in a Fund is based on the value of the securities the Fund holds. These prices change daily due to economic and other events that affect particular companies and other issuers. These price movements, sometimes called volatility, may be greater or lesser depending on the types of securities the Fund owns and the markets in which they trade. Although each Fund is diversified, the effect on the Fund of a change in the value of a single security will depend on the size of the position within the Fund.

The following is a list of principal risks (“X”) and some non-principal risks (“NP”) that may apply to your investment in a Fund, followed by a description of each risk. Unless otherwise noted, in this section, references to a single Fund apply equally to all applicable Funds. Further information about each Fund’s investment risks is available in the Funds’ Statement of Additional Information (“SAI”):

<b>Risks</b>	<b>Value Fund</b>	<b>MidCap Fund</b>	<b>SMidCap Fund</b>	<b>SmallCap Fund</b>	<b>AllCap Fund</b>	<b>Capital Appreciation and Income Fund</b>	<b>Income Opportunity Fund</b>	<b>Multi-Asset Income Fund</b>	<b>Alternative Income Fund</b>
Absolute Return Strategy Risk									X
Asset-Backed Securities Risk						X	NP	X	
Bank Loans Risk						X		X	
Collateralized Mortgage Obligations Risk								X	
Convertible Securities Risk		NP			NP	X	X	X	X
Corporate Bond Risk						X	X	X	X
Derivatives Risk		NP			NP	X	X	X	X
Emerging Markets Securities Risk		NP			NP	X	X	X	X
Energy Sector Risk	X	X	X	X	X	X	X	X	X
Equity Risk	X	X	X	X	X	X	X	X	X
ETF Risk	NP	NP	X	X	NP	NP	X	NP	X
Fixed Income Risk						X	X	X	X
Foreign Currency Risk	X	NP	X	X	NP	X	X	X	X
Foreign Securities Risk	X	NP	X	X	NP	X	X	X	X
Frequent Trading Risk							X	X	X
Geographic Focus Risk	X		X	X		X	X	X	X

<b>Risks</b>	<b>Value Fund</b>	<b>MidCap Fund</b>	<b>SMidCap Fund</b>	<b>SmallCap Fund</b>	<b>AllCap Fund</b>	<b>Capital Appreciation and Income Fund</b>	<b>Income Opportunity Fund</b>	<b>Multi-Asset Income Fund</b>	<b>Alternative Income Fund</b>
High Yield (“Junk”) Bond Risk						X	X	X	X
Inflation-Linked Securities Risk						X		X	
Initial Public Offerings (IPOs)		NP			NP				
Large-Capitalization Company Risk	X				X	X	X	X	X
Liquidity Risk			X	X	X	X	X	X	X
Management Style Risk		X			X				
Market Risk	X	X	X	X	X	X	X	X	X
Micro-Capitalization Company Risk						X	X	X	X
Mid-Capitalization Company Risk		X							
MLP Risk	X	X	X	X	X		X		
Additional Information Related to Taxation of MLPs	X	X	X	X	X		X		
Money Market Instruments Risk		NP			NP		X		X
Mortgage-Backed Securities Risk						X	X	X	
Preferred Stock Risk		NP			NP	X	X	X	X
REIT Risk	X	X	X	X	X	X	X	X	
Royalty Trust Risk		NP			NP				
Short Sales Risk									X
Small-Capitalization Company Risk				X					
Small- and Mid-Capitalization Company Risk			X		X	X	X	X	X
TBA/Dollar Roll Risk						X		X	
U.S. Government Securities Risk						X	X	X	X
Value Investing Risk	X	X	X	X	X				
Warrants Risk		NP			NP		X		X

**Absolute Return Strategy Risk** – The Fund’s absolute return strategy may cause the Fund to underperform compared to equity or fixed income markets or other mutual funds that do not utilize an absolute return strategy. For example, in rising markets, the Fund’s short positions may significantly impact the Fund’s overall performance and cause the Fund to underperform or sustain losses. Periodic underperformance is to be expected and is a result of the Fund’s overall hedging techniques employed for the absolute return strategy. Additionally, there is a risk that the Adviser will be unable to construct a portfolio that limits the Fund’s exposure to market movements, and as a result, the Fund’s performance may reflect general market movements.

**Asset-Backed Securities Risk** – Asset-backed securities are securities backed by non-mortgage assets such as company receivables, truck and auto loans, leases and credit card receivables. Asset-backed securities may be issued as pass-through certificates, which represent undivided fractional ownership interests in the underlying pools of assets. Therefore, repayment depends largely on the cash flows generated by the assets backing the securities. Asset-backed securities entail prepayment risk, which may vary depending on the type of asset, but is generally less than the prepayment risk associated with mortgage-backed securities. Asset-backed securities present credit risks that are not presented by mortgage-backed securities because asset-backed securities generally do not have the benefit of a security interest in collateral that is comparable in quality to mortgage assets. If the issuer of an asset-backed security defaults on its payment obligations, there is the possibility that, in some cases, a Fund will be unable to possess and sell the underlying collateral and that the Fund’s recoveries on repossessed collateral may not be available to support payments on the security. In the event of a default, a Fund may suffer a loss if it cannot sell collateral quickly and receive the amount it is owed.

**Bank Loans Risk** – Bank loans are arranged through private negotiations between a company and one or more financial institutions (lenders). Investments in bank loans are generally subject to the same risks as investments in other types of debt instruments, including, in many cases, investments in junk bonds. This means bank loans are subject to greater credit risks than other investments, including a greater possibility that the borrower will be adversely affected by changes in market or economic conditions and may default or enter bankruptcy. Bank loans made in connection with highly leveraged transactions, including operating loans, leveraged buyout loans, leveraged capitalization loans and other types of acquisition financing, are subject to greater credit risks than other types of bank loans. In addition, it may be difficult to obtain reliable information about and value any bank loan.

A Fund may invest in bank loans in the form of participations in the loans (participations) and assignments of all or a portion of the loans from third parties (assignments). In connection with purchasing participations, a Fund generally will have no right to enforce compliance by the borrower with the terms of the loan agreement relating to the loan, nor any rights of set-off against the borrower, and the Fund may not benefit directly from any collateral supporting the loan in which it has purchased the participation. As a result, the Fund will assume the credit risk of both the borrower and the lender that is selling the participation. When a Fund purchases assignments from lenders, the Fund will acquire direct rights against the borrower on the loan. The Fund may have difficulty disposing of bank loans because, in certain cases, the market for such instruments is not highly liquid. The lack of a highly liquid secondary market may have an adverse impact on the value of such instruments and on the Fund’s ability to dispose of the bank loan in response to a specific economic event, such as deterioration in the creditworthiness of the borrower. Furthermore, transactions in many loans settle on a delayed basis, and the Fund may not receive the proceeds from the sale of a loan for a substantial period of time after the sale. As a result, those proceeds will not be available to make additional investments or to meet the Fund’s redemption obligations.

Bank loans may not be considered “securities,” and purchasers, such as a Fund, therefore may not be entitled to rely on the anti-fraud protections of the federal securities laws.

**Collateralized Mortgage Obligations Risk** – Collateralized mortgage obligations exhibit similar risks to those of mortgage-backed securities but also present certain special risks. Collateralized mortgage obligations are created by dividing the principal and interest payments collected on a pool of mortgages into several revenue streams (tranches) with different priority rights to portions of the underlying mortgage payments. Collateralized mortgage obligation tranches may be specially structured in a manner that provides a variety of investment characteristics, such as yield, effective maturity and interest rate sensitivity. As market conditions change, however, particularly during periods of rapid or unanticipated changes in interest rates, the ability of a collateralized mortgage obligation tranche to provide the anticipated investment characteristics and performance may be significantly reduced. These changes may result in volatility in the market value, and in some instances reduced liquidity, of the collateralized mortgage obligation tranche.

**Convertible Securities Risk** – Convertible securities are fixed income securities, preferred stocks or other securities that are convertible into or exercisable for common stock of the issuer (or cash or securities of equivalent value) at either a stated price or a stated rate. The market values of convertible securities may decline as interest rates increase and, conversely, increase as interest rates decline. A convertible security's market value, however, tends to reflect the market price of the common stock of the issuing company when that stock price approaches or is greater than the convertible security's "conversion price." The conversion price is defined as the predetermined price at which the convertible security could be exchanged for the associated stock. As the market price of the underlying common stock declines, the price of the convertible security tends to be influenced more by the yield of the convertible security. Thus, it may not decline in price to the same extent as the underlying common stock. In the event of a liquidation of the issuing company, holders of convertible securities may be paid before the company's common stockholders but after holders of any senior debt obligations of the company. Consequently, the issuer's convertible securities generally entail less risk than its common stock but more risk than its debt obligations. Convertible securities may be subordinate to other debt securities issued by the same issuer. Issuers of convertible securities are often not as strong financially as issuers with higher credit ratings. Convertible securities typically provide yields lower than comparable non-convertible securities. Their values may be more volatile than those of non-convertible securities, reflecting changes in the values of the securities into which they are convertible.

**Corporate Bond Risk** – Corporate bonds respond to economic developments, especially changes in interest rates, as well as perceptions of the creditworthiness and business prospects of individual issuers. Investments in corporate bonds are also subject to the same risks as fixed income securities.

**Derivatives Risk** – The Fund's use of futures contracts, forward contracts, options and swaps is subject to derivatives risk. Derivatives are often more volatile than other investments and may magnify a Fund's gains or losses. There are various factors that affect a Fund's ability to achieve its investment objective(s) with derivatives. Successful use of a derivative depends upon the degree to which prices of the underlying assets correlate with price movements in the derivatives the Fund buys or sells. The Fund could be negatively affected if the change in market value of its securities fails to correlate perfectly or at all with the values of the derivatives it purchased or sold. The lack of a liquid secondary market for a derivative may prevent the Fund from closing its derivative positions and could adversely impact its ability to achieve its investment objective(s) or to realize profits or limit losses. Since derivatives may be purchased for a fraction of their value, a relatively small price movement in a derivative may result in an immediate and substantial loss or gain to the Fund. Derivatives are often more volatile than other investments and the Fund may lose more in a derivative than it originally invested in it. Additionally, some derivative instruments are subject to counterparty risk, meaning that the party that issues the derivative may experience a significant credit event and may be unwilling or unable to make timely settlement payments or otherwise honor its obligations.



*Forward Contracts.* A forward contract involves a negotiated obligation to purchase or sell a specific security or currency at a future date (with or without delivery required), which may be any fixed number of days from the date of the contract agreed upon by the parties, at a price set at the time of the contract. Forward contracts are not traded on exchanges; rather, a bank or dealer will act as agent or as principal in order to make or take future delivery of a specified lot of a particular security or currency for a Fund's account. Risks associated with forwards may include: (i) an imperfect correlation between the movement in prices of forward contracts and the securities or currencies underlying them; (ii) an illiquid market for forwards; (iii) difficulty in obtaining an accurate value for the forwards; and (iv) the risk that the counterparty to the forward contract will default or otherwise fail to honor its obligation. Because forwards require only a small initial investment in the form of a deposit or margin, they also involve a high degree of leverage.

*Futures Contracts.* Futures contracts provide for the future sale by one party and purchase by another party of a specified amount of a specific security or asset at a specified future time and at a specified price. Because futures require only a small initial investment in the form of a deposit or margin, they involve a high degree of leverage. Accordingly, the fluctuation of the value of futures in relation to the underlying assets upon which they are based is magnified. Thus, a Fund may experience losses that exceed losses experienced by funds that do not use futures contracts. There may be imperfect correlation, or even no correlation, between price movements of a futures contract and price movements of investments for which futures are used as a substitute, or which futures are intended to hedge. Such lack of correlation may be due to factors unrelated to the value of the investments being substituted or hedged, such as speculative or other pressures on the markets in which these instruments are traded.

While futures contracts are generally liquid instruments, under certain market conditions they may become illiquid. For example, futures exchanges may impose daily or intra-day price change limits and/or limit the volume of trading. Additionally, government regulation may further reduce liquidity through similar trading restrictions. As a result, a Fund may be unable to close out its futures contracts at a time that is advantageous.

*Options.* Options involve the payment or receipt of a premium by the investor and the corresponding right or obligation, as the case may be, to either purchase or sell the underlying instrument for a specific price at a certain time or during a certain period. Purchasing options involves the risk that the underlying instrument will not change price in the manner expected, so that the investor loses its premium. Selling options involves potentially greater risk because the investor is exposed to the extent of the actual price movement in the underlying instrument rather than only the premium payment received (which could result in a potentially unlimited loss). If a Fund writes a "covered" call option (i.e., a call option on a security in which the Fund holds a long position), the Fund may not participate fully in a rise in market value of the underlying security. If a Fund writes a "covered" put option (i.e., a put option on a security in which the Fund holds a short position), the Fund may not participate fully in a decline in market value of the underlying security. Over-the-counter options also involve counterparty risk.

*Swaps.* In a swap transaction, two parties agree to exchange the returns, differentials in rates of return or some other amount earned or realized on the "notional amount" of predetermined investments or instruments, which may be adjusted for an interest factor. Swaps can involve greater risks than direct investment in securities, because swaps may be leveraged and are subject to counterparty risk and valuation risk. Swaps may also be considered illiquid. It may not be possible for a Fund to liquidate a swap position at an advantageous time or price, which may result in significant losses.

A credit default swap enables a Fund to buy or sell protection against a defined credit event of an issuer. The buyer of a credit default swap is generally obligated to pay the seller a periodic stream of payments over the term of the contract in return for a contingent payment upon the occurrence of a credit event with respect to an underlying reference obligation. A Fund may also invest in credit default swap indexes, which are designed to track representative segments of the credit default swap market and provide investors with exposure to specific baskets of issuers. Credit default swaps and credit default swap indexes are subject to the general risks of swaps described above.

**Emerging Markets Securities Risk** – The Fund’s investments in emerging markets securities are considered speculative and subject to heightened risks in addition to the general risks of investing in foreign securities. Unlike more established markets, emerging markets may have governments that are less stable, markets that are less liquid and economies that are less developed. In addition, the securities markets of emerging market countries may consist of companies with smaller market capitalizations and may suffer periods of relative illiquidity; significant price volatility; restrictions on foreign investment; and possible restrictions on repatriation of investment income and capital. Furthermore, foreign investors may be required to register the proceeds of sales, and future economic or political crises could lead to price controls, forced mergers, expropriation or confiscatory taxation, seizure, nationalization or creation of government monopolies.

**Energy Sector Risk** – Issuers in energy-related industries can be significantly affected by fluctuations in energy prices and supply and demand of energy fuels caused by geopolitical events, energy conservation or use of alternative fuel sources, the success of exploration projects, weather or meteorological events, taxes, increased governmental or environmental regulation, resource depletion, rising interest rates, declines in domestic or foreign production, accidents or catastrophic events, or terrorist threats or attacks, among others. Markets for various energy-related commodities can have significant volatility, and are subject to control or manipulation by large producers or purchasers. Companies in the energy sector may need to make substantial expenditures, and to incur significant amounts of debt, in order to maintain or expand their reserves through exploration of new sources of supply, through the development of existing sources, through acquisitions, or through long-term contracts to acquire reserves. Factors adversely affecting producers, refiners, distributors, or others in the energy sector may affect adversely companies that service or supply those entities, either because demand for those services or products is curtailed, or those services or products come under price pressure. Issuers in the energy sector may also be impacted by changing investor and consumer preferences arising from the sector’s potential exposure to sustainability and environmental concerns.

**Equity Risk** – Equity securities include public and privately issued equity securities, common and preferred stocks, warrants, rights to subscribe to common stock, convertible securities, interests in master limited partnerships (“MLPs”) and royalty trusts, shares of real estate investment trusts (“REITs”) and American Depositary Receipts (“ADRs”), as well as shares of exchange-traded funds (“ETFs”) that attempt to track the price movement of equity indices. Common stock represents an equity or ownership interest in an issuer. Preferred stock provides a fixed dividend that is paid before any dividends are paid to common stock holders, and which takes precedence over common stock in the event of a liquidation. Like common stock, preferred stocks represent partial ownership in a company, although preferred stock shareholders do not enjoy any of the voting rights of common stockholders. Also, unlike common stock, a preferred stock pays a fixed dividend that does not fluctuate, although the company does not have to pay this dividend if it lacks the financial ability to do so. Investments in equity securities in general are subject to market risks that may cause their prices to fluctuate over time. The value of securities convertible into equity securities, such as warrants or convertible debt, is also affected by prevailing interest rates, the credit quality of the issuer and any call provision. Fluctuations in the value of equity securities in which a Fund invests will cause the Fund’s net asset value (“NAV”) to fluctuate. Investments in equity securities, in general, are subject to market risks that may cause their prices to fluctuate over time. For example, the outbreak of an

infectious respiratory illness caused by a novel coronavirus, known as COVID-19, has resulted in significant disruptions to economies and markets, adversely affecting individual companies, sectors, industries, interest rates and investor sentiment. The U.S. Federal Reserve and the U.S. government have taken numerous measures to address the economic impact of the COVID-19 pandemic and to stimulate the U.S. economy. The ultimate effects of these and other efforts that may be taken may not be known for some time. Economies and financial markets throughout the world have become interconnected which increases the possibility that economic, financial or political events in one country, sector or region could have potentially adverse effects on global economies or markets. Even investments in high quality or “blue chip” stocks can be negatively impacted by poor overall market and economic conditions. COVID-19 also lead to production cutbacks for many companies and coupled with changes in consumer spending fueled by government stimulus, created a supply/demand imbalance and resulted in higher inflation. Inflation negatively affected the prices of higher growth companies (longer duration assets) and benefited higher dividend-paying equities (lower duration assets). Any such impact could adversely affect the value and liquidity of a Fund’s investments, limit severely a Fund’s investment opportunity set, impact a Fund’s ability to satisfy redemption requests, and negatively impact a Fund’s performance. In addition, the outbreak of COVID-19 or similar infectious diseases, and measures taken to mitigate their effects, could result in disruptions to the services provided to a Fund by its service providers, leading to operational delays and failures and additional investment losses. An investment in a portfolio of equity securities may be more suitable for long-term investors who can bear the risk of these share price fluctuations.

**ETF Risk** – ETFs are pooled investment vehicles, such as registered investment companies and grantor trusts, whose shares are listed and traded on U.S. and non-U.S. stock exchanges or otherwise traded in the over-the-counter market. To the extent that a Fund invests in ETFs, the Fund will be subject to substantially the same risks as those associated with the direct ownership of the securities in which the ETF invests, and the value of the Fund’s investment will fluctuate in response to the performance of the ETF’s holdings. ETFs typically incur fees that are separate from those of a Fund. Accordingly, a Fund’s investments in ETFs will result in the layering of expenses such that shareholders will indirectly bear a proportionate share of the ETFs’ operating expenses, in addition to paying Fund expenses.

Because the value of ETF shares depends on the demand in the market, shares may trade at a discount or premium to their NAV and the Adviser may not be able to liquidate a Fund’s holdings at the most optimal time, which could adversely affect the Fund’s performance.

**Fixed Income Risk** – The market values of fixed income investments change in response to interest rate changes and other factors. During periods of rising interest rates, the values of outstanding fixed income securities generally decrease. This risk may be heightened given the likelihood of increases in interest rates in the future as the U.S. Federal Reserve continues to increase the federal funds rate after a period of historically low rate. Moreover, while securities with longer maturities tend to produce higher yields, the prices of longer maturity securities are also subject to greater market value fluctuations as a result of changes in interest rates. During periods of falling interest rates, certain debt obligations with high interest rates may be prepaid (or “called”) by the issuer prior to maturity, and during periods of rising interest rates, certain debt obligations with low interest rates may be extended beyond maturity. A rise in interest rates may also increase volatility and reduce liquidity in the fixed income markets, and result in a decline in the value of the fixed income investments held by the Fund. In addition, reductions in dealer market-making capacity as a result of structural or regulatory changes could further decrease liquidity and/or increase volatility in the fixed income markets. As a result of these market conditions, a Fund’s value may fluctuate and/or a Fund may experience increased redemptions from shareholders, which may impact a Fund’s liquidity or force a Fund to sell securities into a declining or illiquid market.

In addition to these risks, fixed income securities may be subject to credit risk, which is the possibility that an issuer will be unable or unwilling to make timely payments of either principal or interest.

**Foreign Currency Risk** – Because non-U.S. securities are usually denominated in currencies other than the dollar, the value of a Fund’s portfolio may be influenced by currency exchange rates and exchange control regulations. The currencies of emerging market countries may experience significant declines against the U.S. dollar, and devaluation may occur subsequent to investments in these currencies by the Fund. Inflation and rapid fluctuations in inflation rates have had, and may continue to have, negative effects on the economies and securities markets of certain emerging market countries.

**Foreign Securities Risk** – Investing in foreign securities, including direct investments and through ADRs, which are traded on exchanges and represent an ownership interest in a foreign security, poses additional risks since political and economic events unique to a country or region will affect those markets and their issuers. These risks will not necessarily affect the U.S. economy or similar issuers located in the United States. Securities of foreign companies may not be registered with the SEC and foreign companies are generally not subject to the regulatory controls imposed on U.S. issuers and, as a consequence, there is generally less publicly available information about foreign securities than is available about domestic securities. Income from foreign securities owned by the Fund may be reduced by a withholding tax at the source, which tax would reduce income received from the securities comprising the Fund’s portfolio. Foreign securities may also be more difficult to value than securities of U.S. issuers. In addition, periodic U.S. Government restrictions on investments in issuers from certain foreign countries may require the Fund to sell such investments at inopportune times, which could result in losses to the Fund. While ADRs provide an alternative to directly purchasing the underlying foreign securities in their respective national markets and currencies, investments in ADRs continue to be subject to many of the risks associated with investing directly in foreign securities, such as individual country risk, currency exchange risk, volatility risk, inflation risk, and liquidity risk

**Frequent Trading Risk** – The Fund’s frequent trading strategy will result in high portfolio turnover and may be more likely to result in realized capital gains that must be distributed to shareholders as taxable income. High turnover may also cause the Fund to pay more brokerage commissions and other transaction costs, which may detract from performance. The Fund’s portfolio turnover rate and the amount of brokerage commissions it pays will vary over time-based on market conditions.

**Geographic Focus Risk** – To the extent that it focuses its investments in a particular country or geographic region, a Fund may be more susceptible to economic, political, regulatory or other events or conditions affecting issuers and countries within that country or geographic region. As a result, the Fund may be subject to greater price volatility and risk of loss than a fund holding more geographically diverse investments.

**High Yield (“Junk”) Bond Risk** – High yield, or “junk,” bonds are highly speculative securities that are usually issued by smaller, less creditworthy and/or highly leveraged (indebted) companies. Compared with investment-grade bonds, high yield bonds are considered to carry a greater degree of risk and are considered to be less likely to make payments of interest and principal. In particular, lower-quality high yield bonds (rated CCC, CC, C, or unrated securities judged to be of comparable quality) are subject to a greater degree of credit risk than higher-quality high yield bonds and may be near default. High yield bonds rated D are in default. Market developments and the financial and business conditions of the corporation issuing these securities generally influence their price and liquidity more than changes in interest rates, when compared to investment-grade debt securities.

**Inflation-Linked Securities Risk** – The value of inflation-linked securities is expected to change in response to changes in real interest rates (the market rate of interest less the anticipated rate of inflation). Real interest rates change over time as a result of many factors, such as currency exchange rates, central bank monetary policies and general economic conditions. In general, the price of an inflation-linked security tends to decrease when real interest rates increase and can increase when real interest rates decrease. Interest payments on inflation-linked securities are unpredictable and will fluctuate as the principal and interest are adjusted for inflation. Any increase in the principal amount of an inflation-linked debt security will be considered taxable ordinary income, even though a Fund will not receive the principal until maturity. Repayment of the original bond principal upon maturity (as adjusted for inflation) is guaranteed in the case of TIPS. For bonds that do not provide a similar guarantee, the adjusted principal value of the bond repaid at maturity may be less than the original principal.

There can also be no assurance that the inflation index used will accurately measure the real rate of inflation in the prices of goods and services. A Fund's investments in inflation-linked securities may lose value in the event that the actual rate of inflation is different than the rate of the inflation index. In addition, inflation-linked securities are subject to the risk that the CPI or other relevant pricing index may be discontinued, fundamentally altered in a manner materially adverse to the interests of an investor in the securities, altered by legislation or Executive Order in a materially adverse manner to the interests of an investor in the securities or substituted with an alternative index.

**Initial Public Offerings (IPOs)** – The Fund may invest in securities offered in initial public offerings (IPOs) are subject to many of the same risks of investing in companies with smaller market capitalizations and often to a heightened degree. Securities issued in IPOs have no trading history, and information about the companies may be available for very limited periods. In addition, the prices of securities sold in IPOs may be highly volatile. At any particular time or from time to time, a fund may not be able to invest in securities issued in IPOs, or invest to the extent desired, because, for example, only a small portion (if any) of the securities being offered in an IPO may be made available to a fund. There is no assurance that any particular IPO will be successful, or that any gains will be sustainable. Investors should not rely on past gains attributable to IPOs as an indication of future performance.

**Large-Capitalization Company Risk** – Large-capitalization companies are those above \$5 billion capitalization value at the time of purchase. The large-capitalization companies in which a Fund may invest may lag the performance of smaller capitalization companies because large-capitalization companies may experience slower rates of growth than smaller capitalization companies and may not respond as quickly to market changes and opportunities.

**Liquidity Risk** – Certain investments and types of investments are subject to restrictions on resale, may trade in the over-the-counter market or in limited volume, or may not have an active trading market. In addition, at times all or a large portion of segments of the market may not have an active trading market due to adverse market, economic, industry, political, regulatory, geopolitical and other conditions, including investors trying to sell large quantities of a particular investment or type of investment, or lack of market makers or other buyers for a particular investment or type of investment. At times, all or a significant portion of a market may not have an active trading market. Without an active trading market where frequent and large purchase and sale transactions of a security occur without significantly affecting the price of that security, it may be difficult to value and impossible to sell these investments, and a Fund may have to sell such an investment at a price or time that is not advantageous in order to meet redemptions or other cash needs. The price of illiquid securities may be more volatile than more liquid investments.

**Management Style Risk** – The portfolio manager's method of security selection may not be successful and the Fund may underperform relative to other mutual funds that employ similar investment strategies. In addition, the Adviser may select investments that fail to perform as anticipated. The ability of the Fund

to meet its investment objective is directly related to the success of the Adviser's investment process and there is no guarantee that the Adviser's judgments about the attractiveness, value and potential appreciation of a particular investment for the Fund will be correct or produce the desired results.

**Market Risk** – The risk that the market value of an investment may move up and down, sometimes rapidly and unpredictably. A Fund's NAV per share will fluctuate with the market prices of its portfolio securities. Market risk may affect a single issuer, an industry, a sector or the equity or bond market as a whole. Markets for securities in which a Fund invests may decline significantly in response to adverse issuer, political, regulatory, market, economic or other developments that may cause broad changes in market value, public perceptions concerning these developments, and adverse investor sentiment or publicity. Similarly, the impact of any military action, epidemic, pandemic or natural disaster, or widespread fear that such events may occur, could negatively affect the global economy, as well as the economies of individual countries, the financial performance of individual companies and sectors, and the markets in general in significant and unforeseen ways. Any such impact could adversely affect the prices and liquidity of the securities and other instruments in which a Fund invests, which in turn could negatively impact the Fund's performance and cause losses on your investment in the Fund. Recent examples include pandemic risks related to COVID-19 and aggressive measures taken worldwide in response by governments, including closing borders, restricting international and domestic travel, and the imposition of prolonged quarantines of large populations, and by businesses, including changes to operations and reducing staff. The duration and lasting impact of the COVID-19 outbreak is unclear and may not be fully known for some time. Likewise, the Russian invasion of Ukraine in early 2022 caused increased volatility in various financial markets, the lasting impact of which may not be fully known for some time.

**Micro-Capitalization Company Risk** – Micro-capitalization companies may be less financially secure than large-, mid- and small-capitalization companies and may be more vulnerable to key personnel losses due to reliance on a smaller number of management personnel. In addition, there may be less public information available about these companies. Micro-cap stock prices may be more volatile than large-, mid- and small-capitalization companies and such stocks may be more thinly traded and thus difficult for the Fund to buy and sell in the market.

**Mid-Capitalization Company Risk** – Mid-capitalization companies in which the Fund may invest may be more vulnerable to adverse business or economic events than larger, more established companies. In particular, investments in these mid-sized companies may pose additional risks, including liquidity risk, because these companies tend to have limited product lines, markets and financial resources, and may depend upon a relatively small management group. Therefore, mid-cap stocks may be more volatile than those of larger companies. These securities may be traded over-the-counter or listed on an exchange.

**MLP Risk** – MLPs are limited partnerships in which the ownership units are publicly traded. MLPs often own several properties or businesses (or own interests) that are related to oil and gas industries or other natural resources, but they also may finance other projects. To the extent that an MLP's interests are all in a particular industry or industries, such as the energy industries, the MLP will be negatively impacted by economic events adversely impacting that industry or industries. Additional risks of investing in an MLP also include those involved in investing in a partnership as opposed to a corporation. For example, state law governing partnerships is often less restrictive than state law governing corporations. Accordingly, there may be fewer protections afforded to investors in an MLP than investors in a corporation; for example, investors in MLPs may have limited voting rights or be liable under certain circumstances for amounts greater than the amount of their investment. In addition, MLPs may be subject to state taxation in certain jurisdictions which will have the effect of reducing the amount of income paid by the MLP to its investors. A Fund's investment in MLPs may result in the layering of expenses, such that shareholders will indirectly bear a proportionate share of the MLPs' operating expenses, in addition to paying Fund expenses. MLP operating expenses are not reflected in the fee tables and examples in this Prospectus. MLPs may be

negatively affected by the COVID-19 pandemic or military actions. As with other serious economic disruptions, government authorities and regulators have responded to this crisis with significant government regulation and intervention, including quarantines, travel restrictions, temporary business closures and other similar protective actions. As a result, the COVID-19 pandemic has impacted the volume of products sold, the level of services provided by midstream companies and the supply and demand for hydrocarbon products. In addition, the disruption of a company's operations due to labor constraints or a supply disruption of required maintenance items can negatively affect MLPs, which could adversely affect the value of the Fund's investment in MLPs and negatively impact the Fund's performance. Likewise, the Russian invasion of Ukraine in early 2022 caused increased volatility in various financial markets. In response to the invasion, government authorities and regulators imposed sanctions on Russia that ultimately affected the global economy. The continuation of this conflict and corresponding sanctions could adversely affect the Fund.

**Additional Information Related to Taxation of MLPs** – MLPs generally do not pay U.S. federal income tax at the partnership level. Rather, each partner in an MLP is allocated a share of the MLP's income, gains, losses, deductions and expenses. A change in current tax law, or a change in the underlying business mix of a given MLP, could result in an MLP being treated as a corporation for U.S. federal income tax purposes, which would result in such MLP being required to pay U.S. federal income tax on its taxable income. The classification of an MLP as a corporation for U.S. federal income tax purposes would have the effect of reducing the amount of cash available for distribution by the MLP. Thus, if any of the MLPs owned by the Fund were treated as corporations for U.S. federal income tax purposes, it could result in a reduction in the value of your investment in the Fund and lower income.

If an MLP is treated as a partnership, then for each tax year, the MLP will allocate its net profits and net losses (and corresponding tax items) to its partners in accordance with its partnership agreement. The allocation occurs whether or not the MLP makes a distribution to its partners. Each partner in the MLP reports its share of the tax items on its income tax return. If an MLP makes a cash distribution to a partner, then the partner recognizes no income from the distribution if the amount of the distribution is equal to or less than the partner's adjusted tax basis in its ownership interest. Any cash distributed in excess of the partner's adjusted tax basis is taxed as capital gain. A partner's adjusted tax basis in its MLP interest is the value of its initial contribution to the MLP, plus annual allocations of income and any additional capital contributions made by a partner to the MLP, minus annual allocations of losses and deductions and any distributions to the partners. In general, any gain or loss from the sale of an ownership interest in an MLP is capital gain or loss. However, some of the gain may be ordinary income if the MLP holds certain ordinary income producing assets, such as depreciable tangible personal property and certain contracts.

Unlike direct investments in MLPs, income and losses from the Fund's investments in MLPs will not directly flow through to the personal tax returns of shareholders. Rather, the Fund will report distributions from its investments, including MLPs, made to shareholders annually on Form 1099. If additional information becomes available regarding the characterization of a distribution after 1099s have been printed and mailed, it may be necessary to provide shareholders with a corrected 1099.

**Money Market Instruments Risk** – The value of money market instruments may be affected by changing interest rates and by changes in the credit ratings of the investments. An investment in a money market fund is not a bank deposit and is not insured or guaranteed by any bank, the FDIC or any other government agency. A money market fund's sponsor has no legal obligation to provide financial support to the fund, and there should be no expectation that the sponsor will provide financial support to the fund at any time. Certain money market funds float their NAV while others seek to preserve the value of investments at a stable NAV (typically, \$1.00 per share). An investment in a money market fund, even an investment in a fund seeking to maintain a stable NAV per share, is not guaranteed and it is possible for a Fund to lose money by investing in these and other types of money market funds. If the liquidity of a money market

fund's portfolio deteriorates below certain levels, the money market fund may impose discretionary or mandatory liquidity fees. These measures may result in an investment loss or prohibit a Fund from redeeming shares when the Adviser would otherwise redeem shares. Money market funds and the securities they invest in are subject to comprehensive regulations. The enactment of new legislation or regulations, as well as changes in interpretation and enforcement of current laws, may affect the manner of operation, performance and/or yield of money market funds.

**Mortgage-Backed Securities Risk** – Mortgage-backed securities are fixed income securities representing an interest in a pool of underlying mortgage loans. Mortgage-backed securities are sensitive to changes in interest rates, but may respond to these changes differently from other fixed income securities due to the possibility of prepayment of the underlying mortgage loans. As a result, it may not be possible to determine in advance the actual maturity date or average life of a mortgage-backed security. Rising interest rates tend to discourage refinancings, with the result that the average life and volatility of the security will increase, exacerbating its decrease in market price. When interest rates fall, however, mortgage-backed securities may not gain as much in market value because of the expectation of additional mortgage prepayments, which must be reinvested at lower interest rates.

**Preferred Stock Risk** – The Fund may invest in preferred stocks. Preferred stocks are sensitive to interest rate changes, and are also subject to equity risk, which is the risk that stock prices will fall over short or extended periods of time. The rights of preferred stocks on the distribution of a company's assets in the event of a liquidation are generally subordinate to the rights associated with a company's debt securities.

**REIT Risk** – REITs are pooled investment vehicles that own, and usually operate, income-producing real estate. REITs are susceptible to the risks associated with direct ownership of real estate, such as the following: declines in property values; increases in property taxes, operating expenses, interest rates or competition; overbuilding; zoning changes; and losses from casualty or condemnation. REITs typically incur fees that are separate from those of the Funds. Accordingly, a Fund's investments in REITs will result in the layering of expenses such that shareholders will indirectly bear a proportionate share of the REITs' operating expenses, in addition to paying Fund expenses. REIT operating expenses are not reflected in the fee tables and examples in this Prospectus.

Some REITs may have limited diversification and may be subject to risks inherent in financing a limited number of properties. REITs depend generally on their ability to generate cash flow to make distributions, and may be subject to defaults by borrowers and to self-liquidations. In addition, a REIT may be affected by its failure to qualify for tax-free pass-through of income under the Internal Revenue Code of 1986, as amended (the "Code"), or its failure to maintain exemption from registration under the Investment Company Act of 1940, as amended (the "1940 Act"). REITs have been and may continue to be negatively affected by the COVID pandemic. As with other serious economic disruptions, government authorities and regulators are responding to this crisis with significant political, fiscal and monetary policy changes, including moratoriums on rents and evictions. Further, the COVID pandemic has weakened the financial condition of many tenants that could result in tenants seeking the protection of bankruptcy or insolvency laws, which could result in the rejection and termination of leases and thereby causing a reduction in rent payments. Lower rental income as a result of any of these situations can negatively affect a REIT, which could adversely affect the value of the Fund's investment in the REIT and negatively impact the Fund's performance.

**Royalty Trust Risk** – The Fund may invest in royalty trusts. A royalty trust generally acquires an interest in natural resource companies and distributes the income it receives to the investors of the royalty trust. A sustained decline in demand for crude oil, natural gas and refined petroleum products could adversely affect income and royalty trust revenues and cash flows. Factors that could lead to a decrease in market demand include a recession or other adverse economic conditions, an increase in the market price of the underlying



commodity, higher taxes or other regulatory actions that increase costs, or a shift in consumer demand for such products. A rising interest rate environment could adversely impact the performance of royalty trusts. Rising interest rates could limit the capital appreciation of royalty trusts because of the increased availability of alternative investments at more competitive yields. The Fund's investment in royalty trusts may result in the layering of expenses such that shareholders will indirectly bear a proportionate share of the royalty trusts' operating expenses, in addition to paying Fund expenses. Royalty trust operating expenses are not reflected in the fee table and example in the Prospectus.

**Short Sales Risk** – Short sales are transactions in which a Fund sells a security it does not own. The Fund must borrow the security to make delivery to the buyer. The Fund is then obligated to replace the security borrowed by purchasing the security at the market price at the time of replacement. The price at such time may be higher or lower than the price at which the security was sold by the Fund. If the underlying security goes down in price between the time the Fund sells the security and buys it back, the Fund will realize a gain on the transaction. Conversely, if the underlying security goes up in price during the period, the Fund will realize a loss on the transaction. Because the market price of the security sold short could increase without limit, the Fund could be subject to an unlimited loss. The risk of such price increases is the principal risk of engaging in short sales.

In addition, a Fund's investment performance may suffer if the Fund is required to close out a short position earlier than it had intended. This would occur if the securities lender required the Fund to deliver the securities the Fund borrowed and the Fund was unable to borrow the securities from another securities lender or otherwise obtain the security by other means. Moreover, a Fund may be subject to expenses related to short sales that are not typically associated with investing in securities directly, such as costs of borrowing and margin account maintenance costs associated with the Fund's open short positions. These expenses negatively impact the performance of the Fund. For example, when a Fund short sells an equity security that pays a dividend, it is obligated to pay the dividend on the security it has sold. Furthermore, a Fund may be required to pay a premium or interest to the lender of the security. The forgoing types of short sale expenses are sometimes referred to as the "negative cost of carry," and will tend to cause the Fund to lose money on a short sale even in instances where the price of the underlying security sold short does not change over the duration of the short sale. A Fund is also required to segregate other assets on its books to cover its obligation to return the security to the lender which means that those other assets may not be available to meet the Fund's needs for immediate cash or other liquidity.

**Small-Capitalization Company Risk** – The small-capitalization companies in which the Fund invests may be more vulnerable to adverse business or economic events than larger, more established companies. In particular, investments in these small-sized companies may pose additional risks, including liquidity risk, because these companies tend to have limited product lines, markets and financial resources, and may depend upon a relatively small management group. Therefore, small-cap stocks may be more volatile than those of larger companies. These securities may be traded over-the-counter or listed on an exchange.

**Small- and Mid-Capitalization Company Risk** – Small- and mid-capitalization companies in which a Fund may invest may be more vulnerable to adverse business or economic events than larger, more established companies. In particular, investments in these small- and mid-sized companies may pose additional risks, including liquidity risk, because these companies tend to have limited product lines, markets and financial resources, and may depend upon a relatively small management group. Therefore, small- and mid-cap stocks may be more volatile than those of larger companies. These securities may be traded over-the-counter or listed on an exchange.

**TBA/Dollar Roll Risk** – TBA and dollar roll transactions present special risks to a Fund. Although the particular TBA securities must meet industry-accepted "good delivery" standards, there can be no assurance that a security purchased on a forward commitment basis will ultimately be issued or delivered by the

counterparty. During the settlement period, a Fund will still bear the risk of any decline in the value of the security to be delivered. Default by or bankruptcy of a counterparty to a TBA transaction would expose the Fund to possible loss because of adverse market action, expenses or delays in connection with the purchase or sale of the pools of mortgage pass-through securities specified in the TBA transaction. Dollar roll transactions involve the simultaneous purchase and sale of substantially similar TBA securities for different settlement dates. Because these transactions do not require the purchase and sale of identical securities, the characteristics of the security delivered to a Fund may be less favorable than the security delivered to the dealer.

**U.S. Government Securities Risk** – U.S. government securities, such as Treasury bills, notes and bonds and mortgage-backed securities guaranteed by the Government National Mortgage Association, are supported by the full faith and credit of the United States; others are supported by the right of the issuer to borrow from the U.S. Treasury; others are supported by the discretionary authority of the U.S. government to purchase the agency’s obligations; and still others are supported only by the credit of the issuing agency, instrumentality, or enterprise. Although U.S. government-sponsored enterprises such as Federal Home Loan Mortgage Corporation (“Freddie Mac”) and Federal National Mortgage Association (“Fannie Mae”) may be chartered or sponsored by Congress, they are not funded by Congressional appropriations, and their securities are not issued by the U.S. Treasury nor supported by the full faith and credit of the U.S. government. There is no assurance that the U.S. government would provide financial support to its agencies and instrumentalities if not required to do so. The maximum potential liability of the issuers of some U.S. government securities held by a Fund may greatly exceed their current resources, including any legal right to support from the U.S. Treasury. It is possible that issuers of U.S. government securities will not have the funds to meet their payment obligations in the future. Fannie Mae and Freddie Mac have been operating under conservatorship, with the Federal Housing Finance Administration (“FHFA”) acting as their conservator, since September 2008. The entities are dependent upon the continued support of the U.S. Department of the Treasury and FHFA in order to continue their business operations. These factors, among others, could affect the future status and role of Fannie Mae and Freddie Mac and the value of their securities and the securities which they guarantee. Additionally, the U.S. government and its agencies and instrumentalities do not guarantee the market values of their securities, which may fluctuate.

**Value Investing Risk** – Investments in value stocks present the risk that a stock may decline in value or never reach the value the Adviser believes is its full market value, either because the market fails to recognize what the Adviser considers to be the company’s true business value or because the Adviser’s assessment of the company’s prospects was not correct. Issuers of value stocks may have experienced adverse business developments or may be subject to special risks that have caused the stock to be out of favor. In addition, the Fund’s value investment style may go out of favor with investors, negatively affecting the Fund’s performance.

**Warrants Risk** – The Fund may invest in warrants. Warrants in which the Fund may invest are instruments that entitle the holder to buy an equity security at a specific price for a specific period of time. Warrants may be more speculative than other types of investments. The price of a warrant may be more volatile than the price of its underlying security, and an investment in a warrant may therefore create greater potential for capital loss than an investment in the underlying security. A warrant ceases to have value if it is not exercised prior to its expiration date.

## **More Information about Fund Investment Objectives and Principal Investment Strategies**

### **Investment Objectives**

The investment objective of the Value Fund, MidCap Fund, SMidCap Fund, SmallCap Fund and AllCap Fund is to seek long-term capital appreciation.

The investment objective of the Capital Appreciation and Income Fund seeks to provide total return, through a combination of current income and capital appreciation.

The primary investment objective of the Income Opportunity Fund is to provide current income. A secondary investment objective of the Income Opportunity Fund is to provide the opportunity for long-term capital appreciation.

The investment objective of the Multi-Asset Income Fund seeks to maximize total return through a high level of current income and capital appreciation.

The investment objective of the Alternative Income Fund seeks to provide absolute returns through a combination of current income and capital appreciation with low correlation to equity and fixed income markets.

The investment objectives of the Value Fund, SMidCap Fund and SmallCap Fund are fundamental and cannot be changed without shareholder approval. The investment objectives of the MidCap Fund, AllCap Fund, Capital Appreciation and Income Fund, Income Opportunity Fund, Multi-Asset Income Fund, and Alternative Income Fund may be changed without shareholder approval, upon 60 days' prior written notice to shareholders.

### **Principal Investment Strategies**

In addition to each Fund's principal investment strategies as described above in the Fund's "Principal Investment Strategies", additional discussion regarding the MidCap Fund's, AllCap Fund's, and Alternative Income Fund's principal investment strategies are set forth below.

Under normal circumstances, the MidCap Fund invests at least 80% of its net assets, plus any borrowings for investment purposes, in equity securities of mid-cap companies. This investment policy may be changed by the MidCap Fund upon 60 days' prior written notice to shareholders. The MidCap Fund considers mid-cap companies to be those companies within the market capitalization range of the Russell Midcap<sup>®</sup> Index at the time of initial purchase. While the market capitalization range of the Russell Midcap<sup>®</sup> Index changes throughout the year, it undergoes an annual reconstitution in June of each year. As of December 31, 2023, the market capitalization range of the companies in the index was between \$270.2 million and \$73.3 billion. The MidCap Fund seeks to achieve its investment objective by investing primarily in equity securities of companies which the Adviser believes are undervalued in relation to the broader market, employ superior business models compared to their competition, and possess strong balance sheets and free cash flow. The equity securities in which the MidCap Fund invests are primarily common stocks, public real estate investment trusts ("REITs"), and master limited partnerships ("MLPs"). The MidCap Fund's investments in REITs include commercial property REITs and residential mortgage REITs. The MidCap Fund's investments in MLPs will primarily be within the broad energy sector and include MLPs in transportation and shipping, storage, processing, refining, marketing, exploration, production, and mining.

Under normal conditions, the MidCap Fund invests in approximately 50-80 securities that are well-diversified among market sectors. The Adviser utilizes a value style of investing to select equity securities for the MidCap Fund that it believes are undervalued, generally maintain high-quality characteristics, and offers an attractive risk-adjusted return opportunity. The Adviser considers both valuation and quality metrics in absolute terms, as well as on a relative basis compared to the companies comprising the Russell Midcap<sup>®</sup> Value Index. The Adviser identifies undervalued securities by evaluating the current intrinsic value of a company's current and future potential earnings, free cash flow, revenue, and return on capital. The Adviser also emphasizes high quality companies as part of the principal investment strategy and considers investing in companies that maintain conservative balance sheets with lower levels of debt, attractive return of equity, strong management teams, and competitive advantages in their respective industry or sector. As it pertains to the Adviser's emphasis on risk-adjusted returns, the qualitative and quantitative assessment of absolute downside risk for each individual security is paramount when selecting securities for the MidCap Fund in an effort to outperform the Index in down markets.

As the Adviser constructs the MidCap Fund's portfolio, it does not have set allocations for common stocks, REITs, or MLPs, nor does it focus on any particular industry or sector. Sector weights are a residual of bottom-up portfolio construction and are limited to 25% to any one sector on an absolute basis as a component of the inherent risk controls embedded in the process. As the Adviser evaluates each investment opportunity, it applies the same value investing criteria regardless of the security type and constructs the portfolio by selecting those securities with the most attractive value factors described above regardless of security type, sector, or industry. The MidCap Fund will not invest more than 25% of its assets in MLPs. The Adviser has disciplines in place that serve as sell signals, such as a security reaching a predetermined price target or a change to a company's fundamentals that negatively impacts the original investment thesis. The Adviser will not necessarily sell a security that has depreciated below the stated market capitalization defined above.

The AllCap Fund seeks to achieve its investment objective by investing in securities of companies which the Adviser believes are undervalued in relation to the broader market, employ superior business models compared to their competition, and possess strong balance sheets and free cash flow. Generally, the universe of securities from which the Adviser selects investments will encompass companies of all market capitalizations greater than \$100 million at the time of purchase. The equity securities in which the Fund invests are primarily common stocks, real estate investment trusts ("REITs"), and master limited partnerships ("MLPs"). The AllCap Fund's investments in MLPs will primarily be within the broad energy sector and include MLPs in transportation and shipping, storage, processing, refining, marketing, exploration, production, and mining.

Under normal conditions, the AllCap Fund invests in approximately 40-60 securities that are well-diversified among market sectors. The Adviser utilizes a value style of investing to select equity securities for the AllCap Fund that it believes are undervalued, generally maintain high-quality characteristics, and offer an attractive opportunity for price appreciation coupled with downside risk limitation. Value investing focuses on companies with stocks that appear undervalued in light of factors such as the company's earnings, book values, revenues and cash flow. Key metrics for evaluating the risk/return profile of an investment may include strong free cash flow, an improving return on equity, a strengthening balance sheet and, in the case of common equities, positive earnings surprises without a corresponding change in the stock price. As the Adviser constructs the AllCap Fund's portfolio, it does not have set allocations for common stocks, REITs, or MLPs, nor does it focus on any particular industry or sector. Sector weights are a residual of bottom-up portfolio construction and are limited to 25% to any one sector on an absolute basis as a component of the inherent risk controls embedded in the process. As the Adviser evaluates each investment opportunity, it applies the same value investing criteria regardless of the security type and constructs the portfolio by selecting those securities with the most attractive value factors described above regardless of security type, sector, or industry. The AllCap Fund will not invest more than 25% of its assets in MLPs. The Adviser has disciplines in place that serve as sell signals, such as a security reaching a predetermined price target or a change to a

company's fundamentals that negatively impacts the original investment thesis. The Adviser will not necessarily sell a security that has depreciated below the stated market capitalization defined above.

The AllCap Fund and MidCap Fund may invest in exchange-traded Funds ("ETFs") as a non-principal investment strategy. The AllCap Fund and MidCap Fund may invest in ETFs to replicate the returns that would have been earned by investing cash in an index with the risk and return characteristics similar to those of the AllCap Fund and MidCap Fund. If the MidCap Fund invests in a mid-cap ETF, it will count the entire investment for purposes of compliance with the Fund's 80% mid-cap investment test.

The AllCap Fund and MidCap Fund may also invest in IPOs and money market instruments as a non-principal investment strategy.

The AllCap Fund may invest in securities of foreign companies and American Depositary Receipts ("ADRs") as a non-principal investment strategy.

The AllCap Fund and MidCap Fund may also invest in warrants, preferred stocks and convertible securities. Convertible securities include, but are not limited to, corporate bonds, debentures, notes or preferred stocks and their hybrids that can be converted into (exchanged for) common stock or other securities, such as warrants or options, which provide an opportunity for equity participation. Once a convertible security converts to common stock, the AllCap Fund and MidCap Fund would be an equity owner of the particular company as a common stockholder.

The Alternative Income strategy seeks to provide absolute returns through a combination of current income and capital appreciation with a low correlation to equity and fixed income markets. The Adviser's market-neutral approach is built on an alternative methodology that combines shorter-dated, yield-oriented securities with convertible arbitrage and macro hedging. The Adviser's portfolio management team employs a quantitative and fundamental approach to identify convertible bonds with shorter maturities that can generate attractive yields and the potential for capital appreciation as a result of mispriced volatility in the market. The portfolio management team then incorporates a convertible arbitrage strategy that the Adviser believes can take advantage of market dislocations and arbitrage opportunities, including earnings catalysts, credit ratings, and mergers. As a fixed income alternative, the Adviser's philosophy is grounded in managing downside risks and embracing market volatility as a source of return akin to what traditional fixed income investors require to balance total portfolio risk. Additionally, the Adviser's methodology consistently implements an active macro hedging strategy that is intended to mitigate residual systematic risks in the portfolio, including interest rates, credit, equity, and currency. The investment discipline and portfolio construction process are designed to generate absolute returns regardless of the direction of the market to serve as a complement to traditional income allocations.

The investments and strategies described in this Prospectus are those that the Funds use under normal conditions. During unusual economic or market conditions, or for temporary defensive or liquidity purposes, each Fund may, but is not obligated to, invest up to 100% of its assets in money market instruments and other cash equivalents that would not ordinarily be consistent with its investment objective(s). If a Fund invests in this manner, it may not achieve its investment objective(s). The Funds will only do so if the Adviser believes that the risk of loss outweighs the opportunity for capital appreciation or current income.

This Prospectus describes the Funds' principal investment strategies, and the Funds will normally invest in the types of securities and other investments described in this Prospectus. In addition to the securities and other investments and strategies described in this Prospectus, each Fund also may invest to a lesser extent in other securities, use other strategies and engage in other investment practices that are not part of its principal investment strategies. These investments and strategies, as well as those described in this Prospectus, are described in detail in the SAI (for information on how to obtain a copy of the SAI see the back cover of this Prospectus). Of course, there is no guarantee that a Fund will achieve its investment goals.

## Information about Portfolio Holdings

A description of the Funds' policy and procedures with respect to the circumstances under which the Funds disclose their portfolio holdings is available in the SAI. Within 10 days of the end of each calendar quarter, each Fund will post its complete portfolio holdings on the internet at [www.westwoodfunds.com](http://www.westwoodfunds.com). This information will generally remain available until it is replaced by new portfolio holdings information as described above. The Adviser may exclude any portion of a Fund's portfolio holdings from such publication when deemed in the best interest of the Fund. Nevertheless, as described in the SAI, each Fund will disclose its complete portfolio holdings quarterly, within 60 days of the end of each fiscal quarter.

## Investment Adviser

Westwood Management Corp., a New York corporation formed in 1983, serves as the investment adviser to the Funds and other registered investment companies. The Adviser's principal place of business is located at 200 Crescent Court, Suite 1200, Dallas, Texas 75201. The Adviser is a wholly-owned subsidiary of Westwood Holdings Group, Inc., an institutional asset management company. As of December 31, 2023, the Adviser had approximately \$16.6 billion in assets under management.

The Adviser makes investment decisions for the Funds and continuously reviews, supervises and administers each Fund's investment program. The Board supervises the Adviser and establishes policies that the Adviser must follow in its management activities.

For its services to the Value Fund, MidCap Fund, SMidCap Fund, SmallCap Fund, AllCap Fund, and Opportunity Fund the Adviser is entitled to a fee, which is calculated daily and paid monthly, at an annual rate based on the average daily net assets of the applicable Fund, as set forth in the table below.

<i>Westwood Quality Value Fund<sup>1</sup></i>	0.50%
<i>Westwood Quality MidCap Fund</i>	0.58%
<i>Westwood Quality SMidCap Fund</i>	0.75%
<i>Westwood Quality SmallCap Fund</i>	0.85%
<i>Westwood Quality AllCap Fund</i>	0.45%
<i>Westwood Income Opportunity Fund<sup>2</sup></i>	0.65%

<sup>1</sup> Prior to November 30, 2022, the management fee for the Value Fund was 0.60%.

<sup>2</sup> Prior to November 30, 2022, the management fee for the Income Opportunity Fund was 0.75%.

In connection with the Adviser's Sensible Fees™ framework, for its services to the Institutional Shares of the Capital Appreciation and Income Fund, Multi-Asset Income Fund and Alternative Income Fund, the Adviser is entitled to a management fee, which consists of a base fee (the "Base Fee") and a positive or negative performance adjustment (the "Performance Adjustment") based on whether, and to what extent, the investment performance of the Institutional Shares of each Fund exceeds, or is exceeded by, the performance of an index hurdle (the "Index Hurdle") over the 12-month period from November 1 of each year through October 31 of the following year (the "Performance Period"). The Base Fee and Performance Adjustment are each calculated and accrued daily based on the average daily net assets of the Institutional Shares of each Fund during the Performance Period.

### *Westwood Capital Appreciation and Income Fund*

The Base Fee is an annual rate of 0.50%. The Index Hurdle is the Blended 60/40 S&P 500<sup>®</sup> Index/Bloomberg U.S. Aggregate Bond Index plus 1.00%. The Performance Adjustment is calculated according to a schedule that adds or subtracts 0.0020% of the Institutional Shares' average daily net assets for each 0.01% by which the performance of the Institutional Shares exceeds or lags the performance of the Index Hurdle over the Performance Period. The maximum Performance Adjustment (positive or negative) will not exceed an annual rate of +/- 0.20% of the Institutional Shares' average daily net assets during the Performance Period, which would occur when the performance of the Institutional Shares exceeds, or is exceeded by, the performance of the Index Hurdle by 1.00% over the Performance Period. Accordingly, the management fee will range from a minimum annual rate of 0.30% to a maximum annual rate of 0.70%.

### *Westwood Multi-Asset Income Fund*

The Base Fee is an annual rate of 0.38%. The Index Hurdle is the Blended 80/20 Bloomberg U.S. Aggregate Bond Index/S&P 500<sup>®</sup> Index plus 1.00%. The Performance Adjustment is calculated according to a schedule that adds or subtracts 0.0032% of the Institutional Shares' average daily net assets for each 0.01% by which the performance of the Institutional Shares exceeds or lags the performance of the Index Hurdle over the Performance Period. The maximum Performance Adjustment (positive or negative) will not exceed an annual rate of +/- 0.32% of the Institutional Shares' average daily net assets during the Performance Period, which would occur when the performance of the Institutional Shares exceeds, or is exceeded by, the performance of the Index Hurdle by 1.00% over the Performance Period. Accordingly, the management fee will range from a minimum annual rate of 0.06% to a maximum annual rate of 0.70%.

### *Westwood Alternative Income Fund*

The Base Fee is an annual rate of 0.53%. The Index Hurdle is the FTSE 1-Month U.S. Treasury Bill Index plus 2.00%. The Performance Adjustment is calculated according to a schedule that adds or subtracts 0.0016% of the Institutional Shares' average daily net assets for each 0.01% by which the performance of the Institutional Shares exceeds or lags the performance of the Index Hurdle over the Performance Period. The maximum Performance Adjustment (positive or negative) will not exceed an annual rate of +/- 0.32% of the Institutional Shares' average daily net assets during the Performance Period, which would occur when the performance of the Institutional Shares exceeds, or is exceeded by, the performance of the Index Hurdle by 2.00% over the Performance Period. Accordingly, the management fee will range from a minimum annual rate of 0.21% to a maximum annual rate of 0.85%.

A Performance Adjustment will not be based on whether the absolute performance of the Institutional Shares is positive or negative, but rather will be based on whether such performance exceeds, or is exceeded by, the performance of the Index Hurdle. The Institutional Shares could pay a Performance Adjustment for positive relative performance even if the Institutional Shares decrease in value, so long as the performance of the Institutional Shares exceeds that of the Index Hurdle. It is possible that, if you buy Institutional Shares of a Fund after the beginning of a Performance Period, you will bear a share of a Performance Adjustment payable by the Institutional Shares based on performance that preceded your purchase and from which you therefore did not benefit.

The Adviser has contractually agreed to reduce its fees and reimburse expenses of the Institutional Shares of the Value Fund, MidCap Fund, SMidCap Fund, SmallCap Fund, AllCap Fund, and Income Opportunity Fund in order to keep net operating expenses (excluding interest, taxes, brokerage commissions, Rule 12b-1 distribution fees (if any), administrative servicing fees (if any), dividend and interest expenses on securities sold short, acquired fund fees and expenses, other expenditures which are capitalized in accordance with generally accepted accounting principles, and extraordinary expenses (collectively, "excluded expenses"))

from exceeding the amounts listed in the table below, as a percentage of the average daily net assets of the Institutional Shares of the applicable Fund.

<i>Westwood Quality Value Fund</i> <sup>1</sup>	0.55%
<i>Westwood Quality MidCap Fund</i>	0.58%
<i>Westwood Quality SMidCap Fund</i>	0.68%
<i>Westwood Quality SmallCap Fund</i>	0.79%
<i>Westwood Quality AllCap Fund</i>	0.45%
<i>Westwood Income Opportunity Fund</i>	0.74%

<sup>1</sup> Prior to November 30, 2022, the expense cap for the Value Fund was 0.65%.

Unless terminated earlier by the Board, the above contractual agreements shall continue in effect until, but may be terminated by the Adviser effective, March 1, 2025.

The Adviser has contractually agreed to reduce its fees and reimburse expenses of the Institutional Shares of the Capital Appreciation and Income Fund, Multi-Asset Income Fund and Alternative Income Fund in order to keep net operating expenses (excluding management fees, interest, taxes, brokerage commissions, Rule 12b-1 distribution fees (if any), administrative servicing fees (if any), acquired fund fees and expenses, other expenditures which are capitalized in accordance with generally accepted accounting principles, and extraordinary expenses (collectively, “excluded expenses”)) from exceeding the amounts listed in the table below, as a percentage of the average daily net assets of the Institutional Shares of each Fund.

<i>Westwood Capital Appreciation and Income Fund</i>	0.05%
<i>Westwood Multi-Asset Income Fund</i>	0.10%
<i>Westwood Alternative Income Fund</i>	0.00%

Unless terminated earlier by the Board, the above contractual agreements shall continue in effect until, but may be terminated by the Adviser effective, March 1, 2025.

In addition, a contractual agreement in which management fees are not excluded expenses, and the contractual expense limit for the Capital Appreciation and Income Fund is 0.75% of the Fund’s Institutional Shares’ average daily net assets shall continue in effect until March 1, 2025 and shall thereafter continue in effect until its termination by shareholders of the Fund.

In addition to the contractual agreement above, for the Alternative Income Fund, the Advisor has contractually agreed to waive its Management Fee at an annual rate in the amount of 0.01% of the Alternative Income Fund’s average daily net assets. This contractual agreement shall continue in effect until, but may be terminated by the Adviser effective, March 1, 2025.

The Adviser may receive from a share class of a Fund the difference between the share class’s total annual Fund operating expenses (not including excluded expenses) and the share class’s expense cap to recoup all or a portion of its prior fee reductions or expense reimbursements (other than management fee waivers pursuant to the Management Fee Waiver Agreement for the Alternative Income Fund) made during the rolling 36-month period preceding the date of the recoupment if at any point total annual Fund operating expenses (not including excluded expenses) are below the expense cap (i) at the time of the fee waiver and/or expense reimbursement and (ii) at the time of the recoupment.



For the fiscal year ended October 31, 2023, the Adviser received advisory fees (after fee reductions) as a percentage of the average daily net assets of each Fund as follows:

<i>Westwood Quality Value Fund</i>	0.45%
<i>Westwood Capital Appreciation and Income Fund</i>	0.25%
<i>Westwood Quality MidCap Fund</i>	0.00%
<i>Westwood Quality SMidCap Fund</i>	0.60%
<i>Westwood Quality SmallCap Fund</i>	0.72%
<i>Westwood Quality AllCap Fund</i>	0.02%
<i>Westwood Income Opportunity Fund</i>	0.66%
<i>Westwood Multi-Asset Income Fund</i>	0.52%
<i>Westwood Alternative Income Fund</i>	0.00%

A discussion of the factors considered by the Board in its approval of the renewal of the investment advisory agreement with the Adviser for the Funds, including the Board's conclusions with respect thereto, is available in the Annual Report for the Funds for the period ended October 31, 2023.

## **Portfolio Managers**

Each Fund is managed by a portfolio management team of one or more portfolio managers, and the members of a Fund's portfolio management team are jointly and primarily responsible for the day-to-day management of the Fund's portfolio. The investment process for the Funds is driven by proprietary team-oriented, in-depth, fundamental research. Weekly research meetings provide a forum where the Adviser's investment professionals discuss current investment ideas within their assigned industries. Generally, the entire portfolio management team, or a sub-set of the team, then debates the merits of recommendations, taking into account the prevailing market environment, the portfolio's current composition, and the relative value of alternative investments. Investment decisions are generally made by majority agreement of the portfolio management team. The Adviser has identified the following team members as those with the most significant responsibility for each Fund's assets. This list does not include all members of the investment team.

Mr. Hussein Adatia, Vice President, joined the Adviser in 2018 and previously served as a Research Analyst prior to becoming Portfolio Manager in 2019. Prior to joining the Adviser, Mr. Adatia worked at Oaklawn Investments as a Managing Director from 2016 to 2018 and was responsible for researching, identifying and investing in a variety of credit products including bank loans, bonds and asset-backed securities. Prior to that, he worked for Archview Investment Group from 2008 until 2015 as a Senior Investment Analyst on the distressed credit team. Mr. Adatia began his career as an Investment Banking Analyst at Citigroup in the Global Communications Group and subsequently joined Citi's Global Special Situations Group where he focused on public market debt and equity investments. Mr. Adatia has served on the portfolio team for the Multi-Asset Income Fund since its inception in 2021 and for its respective Predecessor Fund since 2020. Mr. Adatia participates in the investment decision process. He has authority to direct trading activity for the Fund and is also responsible for representing the Fund to investors. Mr. Adatia has more than 15 years of investment experience.

Mr. Scott Barnard, CFA, has served as Vice President for the Adviser since joining the Adviser in 2020. Prior to joining the Adviser, Mr. Barnard was an Associate Portfolio Manager at Amundi Pioneer. Mr. Barnard helped design, launch and manage numerous customized investment solutions for both institutional and retail clients during his time at Amundi Pioneer. During his 14-year Amundi tenure,

Mr. Barnard also co-created a risk management solution that was utilized across the entire firm for all fixed income portfolios. Mr. Barnard graduated with a BS in Finance from the University of Colorado at Boulder. He is a member of the CFA Institute. Mr. Barnard has served on the portfolio team for the Income Opportunity Fund and Multi-Asset Income Fund since their inception in 2021 and for their respective Predecessor Funds since 2020. Mr. Barnard participates in the investment decision process. He has authority to direct trading activity for the Funds and is also responsible for representing the Funds to investors. Mr. Barnard has more than 14 years of investment experience.

Mr. William E. Costello, CFA, currently serves as Senior Vice President, Director of Equity Portfolios for the Adviser since January 2018. Prior to this appointment, he served as Senior Vice President, Senior Research Analyst for the Adviser from July 2010 to 2018. Prior to joining the Adviser, Mr. Costello was a Portfolio Manager and Director of Research at the Boston Company, where he worked from 1997 to 2009, and he worked at Delphi Management as a generalist equity analyst from 1992 until 1997. He has served on the portfolio team for the SmallCap Fund since its inception in 2021 and for its respective Predecessor Fund since 2010 and has served on the portfolio team for the SMidCap Fund since its inception in 2021 and for its respective Predecessor Fund since 2018. He participates in the investment decision process. He has authority to direct trading activity for the Funds and is also responsible for representing the Funds to investors. Mr. Costello has more than 33 years of investment experience.

Mr. Christopher Hartman joined the Adviser in 2021 and currently serves as Vice President, Portfolio Manager on the Alternative Income Portfolio. Prior to joining the Adviser, Mr. Hartman served as Senior Portfolio Manager – Convertible Arbitrage at Aegon Asset Management in Chicago, where he was responsible for portfolio management of Aegon Asset Management Market Neutral Fund and the Legacy Convertible Insurance product strategy. Mr. Hartman also focused on convertible arbitrage and managed long-only convertible bonds. Prior to that, Mr. Hartman spent 17 years at Calamos Investments, eight of which he served as Senior Vice President, Portfolio Manager of the Calamos Market Neutral Fund. Mr. Hartman earned his MBA in Finance from Benedictine University and his BA in Economics from Southern Illinois University. Mr. Hartman has served on the portfolio team for the Alternative Income Fund since 2021. Mr. Hartman participates in the investment decision process. He has authority to direct trading activity for the Fund and is also responsible for representing the Fund to investors. Mr. Hartman has more than 24 years of investment experience.

Mr. Adrian Helfert has served as Senior Vice President and Chief Investment Officer of Multi-Asset Portfolios for the Adviser since February 2020. Prior to this appointment, he served as Senior Vice President and Director of Multi-Asset Portfolios for the Adviser since joining the Adviser in January 2019. He is responsible for leading the firm's multi-asset strategies team, which includes Income Opportunity and Flexible Income strategies, as well as Global Convertibles and Fixed Income strategies. Prior to joining the Adviser, Mr. Helfert served as Managing Director and Senior Multi-Asset Portfolio Manager at Amundi in London, where he was responsible for Global Fixed Income strategies. During his 13-year Amundi tenure, he also was an investment team leader on absolute return, unconstrained and total return portfolios. Prior to joining Amundi, Mr. Helfert worked at Royal Bank of Scotland and in JPMorgan's Asset Management Group. Mr. Helfert earned his MBA from Duke University and his BA in physics from the University of Virginia, where he was awarded a fellowship for his work in Solid State Physics. He also served in the U.S. Navy / Marine Corps as a Combat Medic and currently serves on the Board of the Denver Children's Advocacy Center. Mr. Helfert has served on the portfolio team for the Income Opportunity Fund, Capital Appreciation and Income Fund and Multi-Asset Income Fund since its inception in 2021 and for its respective Predecessor Fund since 2019 and the portfolio team for the Alternative Income Fund since its inception in 2021 and for its respective Predecessor Fund since 2020. Mr. Helfert participates in the investment decision process. He has authority to direct trading activity for the Funds and is also responsible for representing the Funds to investors. Mr. Helfert has more than 20 years of investment experience.

Ms. Lauren Hill, CFA, has served as Senior Vice President, Research Analyst & Portfolio Manager since joining the Adviser in 2015. She is also a member of the Consumer/Health Care, Financials and Technology/Industrials research groups. Prior to joining the Adviser, Ms. Hill spent 11 years working in equity research in New York. She served as a Generalist with Northern Border Investments and Cantillon Capital and as a Financials and Utilities Analyst with J.P. Morgan Asset Management. Prior to that, she worked as an Associate at Sanford Bernstein. Ms. Hill earned her MBA with Honors from Columbia Business School where she participated in the Value Investing Program. She earned her BBA in Finance and Accounting with Honors from Southern Methodist University. Ms. Hill is a member of the CFA Institute and the CFA Society of Dallas-Ft. Worth. She has served on the portfolio team for the Value Fund since its inception in 2021 and for its respective Predecessor Fund since 2020, the portfolio team for the MidCap Fund since its inception in 2021 and the portfolio team for the AllCap Fund since February 2022. Ms. Hill participates in the investment decision process. She has authority to direct trading activity for the Funds and is also responsible for representing the Funds to investors. Ms. Hill has more than 17 years of investment experience.

Mr. Prashant Inamdar, CFA, has served as Senior Vice President, Research Analyst for the Adviser since February 2018. Prior to this appointment, he served as Vice President, Research Analyst for the Adviser since joining the Adviser in June 2013 until February 2018. Prior to joining the Adviser, Mr. Inamdar served as Senior Analyst at 3 Twelve Capital from 2012 to 2013. From 2010 to 2012, Mr. Inamdar served as a Vice President of Research at Chilton Investment Company, and from 2000 to 2009, he served as a Securities Analyst at Stark Investments. He has served on the portfolio team for the SMidCap Fund since its inception in 2021 and for its respective Predecessor Fund since 2013. He participates in the investment decision process. He has authority to direct trading activity for the Fund and is also responsible for representing the Fund to investors. Mr. Inamdar has more than 21 years of investment experience.

Mr. Matthew R. Lockridge currently serves as Senior Vice President, Head of US Value for the Adviser since February, 2022. Prior to this, he served as Co-Director of Equity Portfolios for the Adviser since January 2018. Prior to this appointment, he served as Senior Vice President, Research Analyst for the Adviser from March 2015 to 2018. Prior to this appointment, he served as Vice President, Research Analyst for the Adviser from May 2010 to March 2015. Prior to joining the Adviser, Mr. Lockridge was a Managing Director at Dearborn Partners, L.L.C. from 2004 to 2010, and he was with Deloitte Consulting, L.L.P. from 2001 to 2004, where he worked as a Senior Consultant. He has served on the portfolio team for the Value Fund since its inception in 2021 and for its respective Predecessor Fund since 2012 and the SmallCap Fund since its inception in 2021 and for its respective Predecessor Fund since 2010. He participates in the investment decision process. He has authority to direct trading activity for the Funds and is also responsible for representing the Funds to investors. Mr. Lockridge has more than 19 years of investment experience.

Mr. Kyle Martin, CFA, joined the Adviser in 2016 and currently serves as Vice President and Research Analyst responsible for coverage of Banks, Brokers, Exchanges, Autos, Defense and Aerospace. He is also a member of the Financials research group and Technology/Industrials research group. He previously served as a Research Associate supporting the Financials and Energy/Materials research groups. Prior to joining the Adviser, Mr. Martin served as a financial analyst at Fidelity Investments. Mr. Martin earned his MBA in Finance from Southern Methodist University Cox School of Business. He earned his BBA in Finance from Texas Tech University. Mr. Martin is a member of the CFA Institute. He has served on the portfolio team for the SMidCap Fund since its inception in 2021 and for its respective Predecessor Fund since 2021. Mr. Martin participates in the investment decision process. He has authority to direct trading activity for the Fund and is also responsible for representing the Fund to investors. Mr. Martin has more than 8 years of investment experience.

Mr. Matthew Na, CFA, joined the advisor in 2008 as a Research Associate and currently serves as Vice President and Research Analyst responsible for Financial Technology, Refiners, Integrated Oil, and Health Care companies. He also leads the Energy & Utilities research group. Mr. Na graduated from The University of Texas at Austin with a BBA in Finance and a minor in Accounting. While pursuing his degree, he worked with two independent financial advisers and was also a Peer Career Advisor at the McCombs School of Business. Mr. Na is a member of the CFA Institute and the CFA Society of Dallas-Fort Worth. He has served on the portfolio team for the MidCap Fund since February, 2023. Mr. Na has more than 16 years of investment experience.

Mr. Frederic G. Rowsey, CFA, has served as Vice President, Research Analyst for the Adviser since February 2018. Prior to this appointment, he served as Associate Vice President, Research Analyst for the Adviser from March 2015 until February 2018. He joined the Adviser in July 2010 as a Research Associate. Prior to joining the Adviser, Mr. Rowsey was a student at Harvard University, graduating in May 2010 with a BA in Economics. Mr. Rowsey is a member of the CFA Institute. He has served on the portfolio team for the SmallCap Fund since its inception in 2021 and for its respective Predecessor Fund since 2013. He participates in the investment decision process. He has authority to direct trading activity for the Fund and is also responsible for representing the Fund to investors. Mr. Rowsey has more than 11 years of investment experience.

Mr. Todd L. Williams, CFA, has served as Senior Vice President, Director of Equity Research for the Adviser since February 2020. Prior to this appointment, he served as Senior Vice President, Portfolio Manager and Senior Research Analyst for the Adviser from February 2012 to February 2020, he served as Vice President, Portfolio Manager and Research Analyst for the Adviser from July 2005 until February 2012, as Assistant Vice President and Research Analyst from July 2003 to July 2005, and as Research Analyst from November 2002 to July 2003. Mr. Williams began his professional career with Textron Financial Corp. as a Credit Analyst. He has also worked with Methodist Hospital and Norsig & Associates as an Analyst, and AMR Investments, Inc. as a Portfolio Manager and Credit Analyst. Mr. Williams graduated from Southern Methodist University with a BBA in Finance and is a member of the CFA Institute and the CFA Society of Dallas-Fort Worth.

Mr. Michael Wall has served as Vice President, Research Analyst for the Adviser after McCarthy Group Advisors, LLC, in which he joined in 2004, was acquired by the Adviser. Mr. Wall is responsible for investment research in REITs, and Transportation. He is also a member of the Energy / Utilities and Financials research groups. Mr. Wall began his career at State Street Bank in Kansas City, Missouri, as a Portfolio Accountant and subsequently worked for The SilverStone Group in Omaha, Nebraska, as an Account Manager. Mr. Wall earned an MBA from the University of Nebraska at Omaha and a BS in Accounting from Concordia University. He has served on the portfolio team for the Value Fund since February 2022 and the portfolio team for the AllCap Fund since their inception in 2021. He participates in the investment decision process. He has authority to direct trading activity for the Funds and is also responsible for representing the Funds to investors.

Trip Rodgers, CFA, has served as Senior Vice President, Senior Research Analyst for the Adviser since 2019. Prior to joining Westwood, Mr. Rodgers was a Portfolio Manager at BP Capital Fund Advisors. Prior to that, Mr. Rodgers was at Carlson Capital for ten years, as an industrials/materials Portfolio Manager within the Relative Value team. Prior to Carlson, Mr. Rodgers spent nine years in sell-side equity research, with five of those years at UBS as an Institutional Investor ranked analyst. At UBS, he followed industrial, building materials, and housing-related equities. Mr. Rodgers holds the CFA charter and graduated from Cornell University in 1995 with a Bachelor of Science degree in Economics. He has served on the portfolio team for the MidCap Fund since its inception in 2021 and the SMidCap Fund since September, 2023. He participates in the investment decision process. He has authority to direct trading activity for the Fund and is also responsible for representing the Funds to investors.

Ben Chittenden, CFA, has served as Vice President, Research Analyst for the Adviser within the Value Equity Team since joining Westwood in 2018. Mr. Chittenden began his professional career in 2004, as an Equity Analyst at Bear Stearns and subsequently at J.P. Morgan as a Senior Associate. He was most recently with Oppenheimer where he served as a Senior Analyst responsible for US Regional Banks and Specialty Finance. In 2004, Mr. Chittenden graduated from Bucknell University with a dual major in Mathematics (BA) and Economics (BA). Mr. Chittenden is a member of the CFA Institute and the CFA Society of Dallas-Fort Worth. Mr. Chittenden joined Westwood in 2018, as a Research Analyst. He was responsible for investment research of the Regional Bank sector and was a member of the Financials research group. In April 2021 Mr. Chittenden joined the Multi-Asset Team as an Equity Analyst. Mr. Chittenden has served on the portfolio team for the Capital Appreciation and Income Fund since February 2022. He participates in the investment decision process. He has authority to direct trading activity for the Fund and is also responsible for representing the Fund to investors.

The SAI provides additional information about the portfolio managers' compensation, other accounts managed, and ownership of Fund shares.

### **The Administrator and Transfer Agent**

Ultimus Fund Solutions, LLC (“Ultimus”, the “Administrator”, or the “Transfer Agent”), located at 225 Pictoria Drive, Suite 450, Cincinnati, Ohio 45246, serves as the Funds’ administrator, transfer agent and fund accounting agent. Management and administrative services provided to the Funds by Ultimus include (i) providing office space, equipment and officers and clerical personnel to the Funds, (ii) obtaining valuations, calculating net asset values (“NAVs”) and performing other accounting, tax and financial services, (iii) recordkeeping, (iv) regulatory reporting services, (v) processing shareholder account transactions and disbursing dividends and other distributions, and (vi) administering custodial and other third-party service provider contracts on behalf of the Funds.

### **The Distributor**

Ultimus Fund Distributors, LLC (the “Distributor”), located at 225 Pictoria Drive, Suite 450, Cincinnati, Ohio 45246, is the Funds’ principal underwriter and serves as the exclusive agent for the distribution of the Funds’ shares. The Distributor may sell the Funds’ shares to or through qualified securities dealers or other approved entities.

The Funds’ SAI has more detailed information about the Adviser and other service providers to the Funds.

## Related Performance Data of the Adviser

### Performance information for the Adviser's Westwood Quality AllCap Strategy Composite

The following tables give the related performance of all separate accounts, referred to as the "Composite," managed by the Adviser that have investment objectives, policies, strategies and risks substantially similar to those of the AllCap Fund. The Composite does not reflect all of the firm's assets under management. The data illustrates the past performance of the Adviser in managing substantially similar accounts. **The data does not represent the performance of the Westwood Quality AllCap Fund.** Moreover, the performance shown does not represent the future performance of the Westwood Quality AllCap Fund or of the Adviser. There are no material differences between the strategies the Adviser employed to manage the accounts in the Composite and those that will apply to the AllCap Fund and any immaterial difference in the strategies would not have had a material impact on performance, and would not alter the conclusion that the Composite accounts and the AllCap Fund are substantially similar. Moreover, the performance shown does not represent the future performance of the AllCap Fund or of the Adviser.

The manner in which the performance was calculated for the Composite differs from that of registered mutual funds such as the AllCap Fund. If the performance was calculated in accordance with SEC standardized performance methodology, the performance results may have been different. All returns presented were calculated on a total return basis and include all dividends and interest, accrued income, and realized and unrealized gains and losses. "Net of fees" returns reflect the deduction of investment management fees as well as the deduction of any brokerage commissions, execution costs, withholding taxes, sales loads and account fees paid by the accounts included in the Composite, without taking into account federal or state income taxes, while "gross of fees" returns do not reflect the deduction of investment management fees. All fees and expenses, except custodial fees, if any, were included in the calculations. Securities are valued as of trade-date. Accounts in the Composite were under management of the Adviser for the entire reporting period. There was no minimum asset size for inclusion in the Composite and no substantially similar accounts were excluded.

The currency used to express performance in the Composite is U.S. dollars. Performance results are presented both net of fees and gross of fees. Because of variation in fee levels, the "net of fees" Composite returns may not be reflective of performance in any one particular account. Therefore, the performance information shown below is not necessarily representative of the performance information that typically would be shown for a registered mutual fund.

The performance data below for the Composite was calculated by the Adviser. The performance of the Composite (net of fees) reflects the Adviser's actual account fees and expenses; however, Westwood Quality AllCap Fund's fees and expenses are generally expected to be higher than those of the accounts included in the Composite. If AllCap Fund's fees and expenses had been imposed on the accounts included in the Composite, the performance shown below would have been lower. The accounts that are included in the Composite are not subject to the same type of expenses to which the AllCap Fund is subject and are not subject to the diversification requirements, specific tax restrictions, and investment limitations imposed by the federal securities and tax laws. Consequently, the performance results for the Composite could have been adversely affected if the accounts in the Composite were subject to the same federal securities and tax laws as the AllCap Fund.

The investment results for the Composite presented below do not represent the performance of the AllCap Fund and is not intended to predict or suggest the future returns of the AllCap Fund. The performance data shown below should not be considered a substitute for the AllCap Fund's own performance information. Investors should be aware that the use of a methodology different than that used below to calculate performance could result in different performance data.

*The following data illustrates the past performance of the Adviser in managing substantially similar accounts and does not represent the performance of the Westwood Quality AllCap Fund.*

Year	Total Return (Net of Fees)	Total Return (Gross of Fees)	Russell 3000 Value <sup>®</sup> Index <sup>2,3</sup>	Number of Portfolios	Dispersion <sup>4</sup>	Total Assets at End of Period (\$ millions)	Percentage of Firm Assets
2015	(3.20)%	(2.37)%	(4.13)%	9	0.2	\$413.6	2.3%
2016	12.03%	12.98%	18.40%	6	0.3	\$259.3	1.4%
2017	18.15%	19.14%	13.19%	6	0.3	\$286.3	1.4%
2018	(10.49)%	(9.72)%	(8.58)%	6	0.1	\$151.7	1.1%
2019	27.96%	29.03%	26.26%	5	N/M*	\$170.9	1.4%
2020	8.16%	8.81%	2.87%	5	N/M*	\$194.4	2.0%
2021	22.26%	22.98%	25.37%	5	N/M*	\$225.0	2.0%
2022	(4.04)%	(3.45)%	(7.98)%	7	N/M*	\$199.0	1.8%
2023	9.31%	9.96%	1.66%	5	N/A*	197.7	1.6%

\* Not meaningful

Average Annual Total Returns (since inception through 12/31/2023)			
Adviser's Composite Returns <sup>1</sup>			
Time Period	Net of Fees	Gross of Fees	Russell 3000 Value <sup>®</sup> Index <sup>2,3</sup>
1 Year	9.31%	9.96%	11.66%
5 Years	12.16%	12.88%	10.84%
10 Years	9.37%	9.18%	8.28%
Since Inception <sup>5</sup>	9.01%	9.64%	8.13%

<sup>1</sup> The calculation of returns is computed on a monthly basis starting June 30, 2002 for the Composite; including accrued dividends and interest income. Actual results may vary depending on level of assets and fee schedule. Westwood claims compliance with the Global Investment Performance Standards (GIPS<sup>®</sup>) and has prepared and presented this report in compliance with the GIPS<sup>®</sup> standards.

<sup>2</sup> The Russell 3000 Value<sup>®</sup> Index is an unmanaged index which measures the performance of the large-capitalization sector of the U.S. equity markets. It contains those Russell 3000 Value companies with lower-price-to-book ratios and lower forecasted growth values.

<sup>3</sup> The comparative benchmark returns include interest and dividend income but do not include taxes, potential transaction costs or management fees.

<sup>4</sup> Dispersion is measured using the asset-weighted standard deviation of accounts managed for the entire year. Standard deviation is a statistical measure of the degree to which an individual portfolio's return varies from the median return for the composite. Greater deviation means greater risk to the investor. Dispersion is the range of potential returns and investment yields based on their risk.

<sup>5</sup> Inception date of the Quality AllCap Strategy Composite is June 30, 2002.

## **Purchasing, Selling and Exchanging Fund Shares**

This section tells you how to purchase, sell (sometimes called “redeem”) and exchange Institutional Shares of the Funds.

For information regarding the federal income tax consequences of transactions in shares of the Funds, including information about cost basis reporting, see “Taxes.”

### **How to Choose a Share Class**

The Funds offer the following classes of shares to investors:

- Westwood Quality Value Fund: Institutional Shares, A Class Shares and C Class Shares;
- Westwood Quality MidCap Fund: Institutional Shares;
- Westwood Quality SMidCap Fund: Institutional Shares and Ultra Shares;
- Westwood Quality SmallCap Fund: Institutional Shares, A Class Shares, C Class Shares and Ultra Shares;
- Westwood Quality AllCap Fund: Institutional Shares and Ultra Shares
- Westwood Capital Appreciation and Income Fund: Institutional Shares, A Class Shares and C Class Shares;
- Westwood Income Opportunity Fund: Institutional Shares, A Class Shares and C Class Shares;
- Westwood Multi-Asset Income Fund: Institutional Shares, A Class Shares and C Class Shares; and
- Westwood Alternative Income Fund: Institutional Shares, A Class Shares, C Class Shares and Ultra Shares.



Each share class has its own shareholder eligibility criteria, cost structure and other features. The following summarizes the primary features of Institutional Shares, A Class Shares, C Class Shares and Ultra Shares. A Class Shares, C Class Shares and Ultra Shares are offered in separate prospectuses. Contact your financial intermediary or a Fund for more information about each Fund’s share classes and how to choose between them.

<b>Class Name</b>	<b>Eligible Investors</b>	<b>Investment Minimum</b>	<b>Features</b>
Institutional Shares	<p>Institutional Shares of a Fund are offered exclusively to:</p> <ul style="list-style-type: none"> <li>● certain retirement plans established for the benefit of employees and former employees of the Adviser or its affiliates;</li> <li>● defined benefit retirement plans, endowments or foundations;</li> <li>● banks and trust companies or law firms acting as trustee or manager for trust accounts;</li> <li>● investors who purchase shares through asset-based fee programs available through financial intermediaries;</li> <li>● insurance companies; and</li> <li>● Institutional Shares shareholders purchasing Institutional Shares through the reinvestment of dividends or other distributions.</li> </ul>	<p>Initial: \$100,000*</p> <p>Subsequent: None</p>	<p>Front-End Sales Charge - None</p> <p>Contingent Deferred Sales Charge (“CDSC”) - None</p> <p>Rule 12b-1 Fee - None</p> <p>Administrative Services Plan Fee:</p> <ul style="list-style-type: none"> <li>● None (Capital Appreciation and Income Fund)</li> <li>● Up to 0.10% (Value Fund and Income Opportunity Fund)</li> <li>● Up to 0.15% (Alternative Income Fund)</li> <li>● Up to 0.19% (Multi-Asset Income Fund)</li> <li>● Up to 0.20% (SMidCap Fund, SmallCap Fund, AllCap Fund, and MidCap Fund)</li> </ul>

\* This requirement, however, does not apply to investors purchasing through asset allocation, wrap fee, and other similar fee-based advisory programs sponsored by financial intermediaries, such as brokerage firms, investment advisers, financial planners, third-party administrators, insurance companies, and any other institutions having a selling, administration or any similar agreement with the Funds’ distributor, and through group retirement plans. Financial intermediaries may charge their customers a transaction or service fee.

<b>Class Name</b>	<b>Eligible Investors</b>	<b>Investment Minimum</b>	<b>Features</b>
C Class Shares	C Class Shares do not have any share class eligibility requirements.	Initial: \$1,000  Subsequent: None	<p>Front-End Sales Charge - None</p> <p>CDSC - 1.00% if redeemed within 12 months of purchase</p> <p>Rule 12b-1 Fee - 1.00%</p> <p>Administrative Services Plan Fee - None</p> <p>C Class Shares automatically convert to A Class Shares after 10 years, provided that records held by the Funds or your financial intermediary verify C Class Shares have been held for at least 10 years. The original purchase date of C Class Shares of a Predecessor Funds will be used to calculate the conversion of C Class Shares to A Class Shares.</p>
A Class Shares	A Class Shares do not have any share class eligibility requirements.	Initial: \$1,000  Subsequent: None	<p>Front-End Sales Charge:</p> <ul style="list-style-type: none"> <li>● Maximum of 3.00% (Value Fund, Capital Appreciation and Income Fund, Income Opportunity Fund, Multi-Asset Income Fund and Alternative Income Fund)</li> <li>● Maximum of 4.00% (SmallCap Fund)</li> </ul> <p>CDSC - None<sup>1</sup></p> <p>Rule 12b-1 Fee - 0.25%</p> <p>Administrative Services Plan Fee - None</p>

<b>Class Name</b>	<b>Eligible Investors</b>	<b>Investment Minimum</b>	<b>Features</b>
Ultra Shares	<p>Ultra Shares of a Fund are offered exclusively to:</p> <ul style="list-style-type: none"> <li>● employer retirement plans;</li> <li>● health savings accounts under section 223 of the Code, if such accounts are maintained by the Fund at an omnibus level;</li> <li>● endowments and foundations and local, city and state agencies (or entities acting on their behalf);</li> <li>● unaffiliated registered investment companies;</li> <li>● collective investment trusts;</li> <li>● banks and trust companies or law firms acting as trustee or manager for trust accounts;</li> <li>● insurance companies; and</li> <li>● Ultra Shares shareholders purchasing Ultra Shares through the reinvestment of dividends or other distributions.</li> </ul>	<p>Initial: \$1,000,000*</p> <p>Subsequent: None</p>	<p>Front-End Sales Charge - None</p> <p>CDSC - None</p> <p>Rule 12b-1 Fee - None</p> <p>Administrative Services Plan Fee - None</p>

\* This requirement, however, does not apply to qualified retirement plans established under the Internal Revenue Code Sections 401(a), 403(B), or 457 (including but not limited to 401(k) plans, profit-sharing, pension plans, money purchase pension plans, target benefit plans, and defined pension plans) sponsored by investment advisers, financial planners, third-party administrators, and any other institutions having a selling, administration or any similar agreement with the Funds' distributor, and through group retirement plans. Financial intermediaries may charge their customers a transaction or service fee.

<sup>1</sup> A Class Shares purchases of \$250,000 or more of the Income Opportunity Fund or its Predecessor Fund made on or after September 3, 2019 may be subject to a 1.00% CDSC if redeemed within 18 months of purchase. A Class Shares purchases of \$250,000 or more of the Value Fund and Multi-Asset Income Fund or their respective Predecessor Fund made on or after March 1, 2020 may be subject to a 1.00% CDSC if redeemed within 18 months of purchase. A Class Shares purchases of \$250,000 or more of the Capital Appreciation and Income Fund and Alternative Income Fund or their respective Predecessor Fund may be subject to a 1.00% CDSC if redeemed within 18 months of purchase. A Class Shares purchases of \$1,000,000 or more of the SmallCap Fund or their respective Predecessor Fund made on or after August 4, 2020 may be subject to a 1.00% CDSC if redeemed within 18 months of purchase.

An investor may be eligible to purchase more than one share class. However, if you purchase shares through a financial intermediary, you may only purchase that class of shares which your financial intermediary sells or services. Your financial intermediary can tell you which classes of shares are available through the intermediary.

A Class Shares have a front-end sales charge, which is deducted from your purchase price when you buy your shares, and results in a smaller dollar amount being invested in the Fund than the purchase price you pay (unless you qualify for a waiver or reduction of the sales charge). Each Fund's other share classes do not have a front-end sales charge, so the full amount of your purchase price is invested in those classes. A Class Shares have lower ongoing distribution and shareholder services fees ("Rule 12b-1 Fees") than C Class Shares. Over time, C Class Shares can incur Rule 12b-1 Fees that are equal to or more than the front-end sales charge and Rule 12b-1 Fees you would pay for A Class Shares. Although the full amount of your purchase price of C Class Shares is invested in a Fund, your return on this money will be reduced by the expected higher annual expenses of C Class Shares.

### **How to Purchase Fund Shares**

You will ordinarily submit your purchase orders through your securities broker or other financial intermediary through which you opened your shareholder account. To purchase shares directly from the Funds through their transfer agent, complete and send in the application. If you need an application or have questions, please call 1-877-FUND-WHG (1-877-386-3944) or log on to the Funds' website at [www.westwoodfunds.com](http://www.westwoodfunds.com).

All investments must be made by check, Automated Clearing House ("ACH"), or wire. The Fund does not accept cash, drafts, "starter" checks, travelers checks, credit card checks, post-dated checks, non-U.S. financial institution checks, cashier's checks under \$10,000, or money orders. In addition, the Fund does not accept checks made payable to third parties. When shares are purchased by check, the proceeds from the redemption of those shares will not be paid until the purchase check has been converted to federal funds, which could take up to 15 calendar days from the date of purchase. If an order to purchase shares is canceled because your check does not clear, the Transfer Agent will charge a \$25 fee against your account, in addition to any resulting losses or other fees incurred by the Fund or the Transfer Agent in the transaction.

By sending your check to the Transfer Agent, please be aware that you are authorizing the Transfer Agent to make a one-time electronic debit from your account at the financial institution indicated on your check. Your bank account will be debited as early as the same day the Transfer Agent receives your payment in the amount of your check; no additional amount will be added to the total. The transaction will appear on your bank statement. Your original check will be destroyed once processed, and you will not receive your canceled check back. If the Transfer Agent cannot post the transaction electronically, you authorize the Transfer Agent to present an image copy of your check for payment.

The Funds reserve the right to reject any specific purchase order for any reason. The Funds are not intended for short-term trading by shareholders in response to short-term market fluctuations. For more information about the Funds' policy on short-term trading, see "Excessive Trading Policies and Procedures."

The Funds do not generally accept investments by non-U.S. persons (persons who are citizens of a country other than the U.S. or corporations, partnerships, funds or other entities that are established and organized under the laws of a country other than the U.S.). Non-U.S. persons may be permitted to invest in the Funds subject to the satisfaction of enhanced due diligence. Please contact the Funds for more information.

## By Mail

You can open an account with the Funds by sending a check and your account application to the address below. You can add to an existing account by sending the Funds a check and, if possible, the “Invest by Mail” stub that accompanies your confirmation statement. Be sure your check identifies clearly your name, your account number, the Fund name and the share class.

<b>Regular Mail Address:</b>	<b>Express Mail Address</b>
Westwood Funds P.O. Box 541150 Omaha, NE 68154	Westwood Funds c/o Ultimus Fund Solutions, LLC 4221 N. 203 <sup>rd</sup> Street, Suite 100 Elkhorn, NE 68022

The Funds do not consider the U.S. Postal Service or other independent delivery services to be their agents. Therefore, deposit in the mail or with such services of purchase orders does not constitute receipt by the Funds’ transfer agent. The share price used to fill the purchase order is the next price calculated by a Fund after the Funds’ transfer agent receives the order in proper form at the P.O. Box provided for regular mail delivery or the office address provided for express mail delivery.

## By Wire

To open an account by wire or to add to an existing account by wire, call 1-877-FUND-WHG (1-877-386-3944) for additional information and wiring instructions.

The Funds require advance notification of all wire purchases in order to ensure that the wire is received in proper form and that your account is subsequently credited in a timely fashion. Failure to notify the Transfer Agent prior to the transmittal of the bank wire may result in a delay in purchasing shares of a Fund. An order, following proper advance notification to the Transfer Agent, is considered received when a Fund’s custodian, receives payment by wire. If your account application was faxed to the Transfer Agent, you must also mail the completed account application to the Transfer Agent on the same day the wire payment is made. See “Opening an Account – By Mail” above. Your financial institution may charge a fee for wiring funds. Shares will be issued at the NAV next computed after receipt of your wire in proper form.

## General Information

You may purchase shares on any day that the New York Stock Exchange (the “NYSE”) is open for business (a “Business Day”). Shares cannot be purchased by Federal Reserve wire on days that either the NYSE or the Federal Reserve is closed. Each Fund’s price per share will be the next determined NAV per share after the Fund or an authorized institution (defined below) receives your purchase order in proper form. “Proper form” means that the Funds were provided a complete and signed account application, including the investor’s social security number or tax identification number, and other identification required by law or regulation, as well as sufficient purchase proceeds.

Each Fund calculates its NAV once each Business Day as of the close of normal trading on the NYSE (normally, 4:00 p.m., Eastern Time). To receive the current Business Day’s NAV, a Fund or an authorized institution must receive your purchase order in proper form before the close of normal trading on the NYSE. If the NYSE closes early, as in the case of scheduled half-day trading or unscheduled suspensions of trading, the Funds reserve the right to calculate NAV as of the earlier closing time. The Funds will not accept orders that request a particular day or price for the transaction or any other special conditions. Shares will only be priced on Business Days. Since securities that are traded on foreign exchanges may trade on days that are not Business Days, the value of a Fund’s assets may change on days when you are unable to purchase or redeem shares.

## **Buying or Selling Shares through a Financial Intermediary**

In addition to being able to buy and sell Fund shares directly from the Funds through their transfer agent, you may also buy or sell shares of the Funds through accounts with financial intermediaries such as brokers and other institutions that are authorized to place trades in Fund shares for their customers. When you purchase or sell Fund shares through a financial intermediary (rather than directly from the Funds), you may have to transmit your purchase and sale requests to the financial intermediary at an earlier time for your transaction to become effective that day. This allows the financial intermediary time to process your requests and transmit them to the Funds prior to the time each Fund calculates its NAV that day. Your financial intermediary is responsible for transmitting all purchase and redemption requests, investment information, documentation and money to the Funds on time. If your financial intermediary fails to do so, it may be responsible for any resulting fees or losses. Unless your financial intermediary is an authorized institution, orders transmitted by the financial intermediary and received by the Funds after the time NAV is calculated for a particular day will receive the following day's NAV.

Certain financial intermediaries, including certain broker-dealers and shareholder organizations, are authorized to act as agent on behalf of the Funds with respect to the receipt of purchase and redemption orders for Fund shares ("authorized institutions"). Authorized institutions are also authorized to designate other intermediaries to receive purchase and redemption orders on a Fund's behalf. A Fund will be deemed to have received a purchase or redemption order when an authorized institution or, if applicable, an authorized institution's designee, receives the order. Orders will be priced at a Fund's next computed NAV after they are received by an authorized institution or an authorized institution's designee. To determine whether your financial intermediary is an authorized institution or an authorized institution's designee such that it may act as agent on behalf of a Fund with respect to purchase and redemption orders for Fund shares, you should contact your financial intermediary directly.

If you deal directly with a financial intermediary, you will have to follow its procedures for transacting with the Funds. Your financial intermediary may charge a fee for your purchase and/or redemption transactions. For more information about how to purchase or sell Fund shares through a financial intermediary, you should contact the financial intermediary directly.

### **Other Fees**

The Fund's Transfer Agent may charge account maintenance or transaction fees including, but not limited to, an annual IRA custodial fee (currently \$25), statement retrieval fees (currently \$25 per request) and fees for removal of excess contributions or Roth conversions or recharacterizations (currently \$25 per transaction). These fees may change in the future.

### **How the Funds Calculate NAV**

The NAV of each Fund is calculated as of the close of regular trading on the New York Stock Exchange ("NYSE") (generally 4:00 p.m., Eastern Time) on each day that the NYSE is open for business. Currently, the NYSE is closed on weekends and in recognition of the following holidays: New Year's Day, Martin Luther King, Jr. Day, Presidents' Day, Good Friday, Memorial Day, Juneteenth National Independence Day, Independence Day, Labor Day, Thanksgiving Day and Christmas Day. To calculate NAV, each Fund's assets are valued and totaled, liabilities are subtracted, and the balance is divided by the number of shares outstanding. Each Fund generally values its portfolio securities at their current market values determined based on available market quotations. However, if market quotations are not available or are considered to be unreliable due to market or other events, portfolio securities will be valued at their fair values, as of the close of regular trading on the NYSE, as determined in good faith under procedures adopted by the Board. When fair value pricing is employed, the prices of securities used by each Fund to calculate its NAV are

based on the consideration by that Fund of a number of subjective factors and therefore may differ from quoted or published prices for the same securities. To the extent the assets of a Fund are invested in other registered investment companies that are not listed on an exchange that Fund's NAV is calculated based upon the NAVs reported by such registered investment companies, and the prospectuses for these companies explain the circumstances under which they will use fair value pricing and the effects of using fair value pricing. To the extent a Fund has portfolio securities that are primarily listed on foreign exchanges that trade on weekends or other days when the Fund does not price its shares, the NAV of the Fund's shares may change on days when shareholders will not be able to purchase or redeem the Fund's shares.

When valuing fixed income securities with remaining maturities of more than 60 days, the Funds use the value of the security provided by pricing services. The values provided by a pricing service may be based upon market quotations for the same security, securities expected to trade in a similar manner or a pricing matrix. When valuing fixed income securities with remaining maturities of 60 days or less, the Funds may use the security's amortized cost. Amortized cost and the use of a pricing matrix in valuing fixed income securities are forms of fair value pricing.

Your order to purchase or redeem shares is priced at the NAV next calculated after your order is received in proper form by that Fund. An order is considered to be in "proper form" if it includes all necessary information and documentation related to the purchase or redemption request, and, if applicable, payment in full of the purchase amount.

### **Purchases In Kind**

Subject to the approval of a Fund, an investor may purchase shares of the Fund with liquid securities and other assets that are eligible for purchase by the Fund (consistent with the Fund's investment policies and restrictions) and that have a value that is readily ascertainable in accordance with the Fund's valuation policies. These transactions will be effected only if the Adviser deems the security to be an appropriate investment for the Fund. Assets purchased by the Fund in such a transaction will be valued in accordance with procedures adopted by the Fund. The Funds reserve the right to amend or terminate this practice at any time.

### **Minimum Purchases**

You can open an account with a Fund with a minimum initial investment of \$100,000. There is no minimum for subsequent investments. Each Fund may accept initial investments of smaller amounts in its sole discretion. This requirement, however, does not apply to investors purchasing through asset allocation, wrap fee, and other similar fee-based advisory programs sponsored by financial intermediaries, such as brokerage firms, investment advisers, financial planners, third-party administrators, insurance companies, and any other institutions having a selling, administration or any similar agreement with the Funds' distributor, and through group retirement plans. Financial intermediaries may charge their customers a transaction or service fee.

The Transfer Agent may charge a \$25 annual account maintenance fee for each retirement account.

### **Retirement Plans**

If you own shares of a Fund through an IRA, you must indicate on your redemption request whether the Fund should withhold federal income tax. Unless you elect in your redemption request that you do not want to have federal tax withheld, the redemption will be subject to withholding. Certain transactions within an IRA account, including shares redeemed to return an excess contribution, retirement plan or IRA transfers or hardship withdrawals, IRS re-characterizations and conversions, and account closures, may be subject to a \$25.

## **Shareholder Statements and Householding.**

The Transfer Agent maintains an account for each shareholder and records all account transactions. You will be sent confirmation statements showing the details of your transactions as they occur. Account statements may be obtained by calling the Fund at 1-877-FUND-WHG (1-877-386-3944) on the days the Fund is open for business. Other account statement requests may be subject to a \$25 retrieval fee.

## **By Automatic Investment Plan (via ACH)**

You may not open an account via ACH. However, once you have established an account, you can set up an automatic investment plan by mailing a completed application to the Funds. These purchases can be made monthly, quarterly, semi-annually and annually in amounts of at least \$100 per Fund. To cancel or change a plan, write to the Funds at: Westwood Funds, 4221 N. 203<sup>rd</sup> Street, Suite 100, Elkhorn, NE 68022. Please allow up to 15 days to create the plan and 3 days to cancel or change it.

## **How to Sell Your Fund Shares**

If you own your shares directly, you may redeem your shares on any Business Day by contacting the Funds directly by mail or telephone at 1-877-FUND-WHG (1-877-386-3944).

If you own your shares through an account with a broker or other institution, contact that broker or institution to redeem your shares. Your broker or institution may charge a fee for its services in addition to the fees charged by the Funds.

If you would like to have your sales proceeds, including proceeds generated as a result of closing your account, sent to a third party or an address other than your own, please notify the Funds in writing.

If the shares to be redeemed have a value of greater than \$100,000, or if the payment of the proceeds of a redemption of any amount is to be sent to a person other than the shareholder of record or to an address other than that on record with that Fund, you must have all signatures on written redemption requests guaranteed. If the name(s) or the address on your account has changed within the previous 15 days of your redemption request, the request must be made in writing with your signature guaranteed, regardless of the value of the shares being redeemed. The Transfer Agent will accept signatures guaranteed by a domestic bank or trust company, broker, dealer, clearing agency, savings association or other financial institution which participates in the Securities Transfer Agents Medallion Program (“STAMP”) sponsored by the Securities Transfer Association. Signature guarantees from financial institutions which do not participate in STAMP will not be accepted. A notary public cannot provide a signature guarantee. The Transfer Agent has adopted standards for accepting signature guarantees from the above institutions. The Funds and the Transfer Agent reserve the right to amend these standards at any time without notice.

Redemption requests by corporate and fiduciary shareholders must be accompanied by appropriate documentation establishing the authority of the person seeking to act on behalf of the account. Forms of resolutions and other documentation to assist in compliance with the Transfer Agent’s procedures may be obtained by calling the Transfer Agent.

The sale price will be the NAV per share next determined after the Funds receive your request in proper form.



## By Mail

To redeem shares by mail, please send a letter to the Funds signed by all registered parties on the account specifying:

- The Fund name;
- The share class;
- The account number;
- The dollar amount or number of shares you wish to redeem;
- The account name(s); and
- The address to which redemption (sale) proceeds should be sent.

All registered shareholders must sign the letter in the exact name(s) in which their account is registered and must designate any special capacity in which they are registered.

<b>Regular Mail Address:</b>	<b>Express Mail Address</b>
Westwood Funds P.O. Box 541150 Omaha, NE 68154	Westwood Funds c/o Ultimus Fund Solutions, LLC 4221 N. 203 <sup>rd</sup> Street, Suite 100 Elkhorn, NE 68022

The Funds do not consider the U.S. Postal Service or other independent delivery services to be their agents. Therefore, deposit in the mail or with such services of sell orders does not constitute receipt by the Funds' transfer agent. The share price used to fill the sell order is the next price calculated by a Fund after the Funds' transfer agent receives the order in proper form at the P.O. Box provided for regular mail delivery or the office address provided for express mail delivery.

You may request express delivery of redemption proceeds. Checks requested to be sent via express delivery are subject to a \$35 charge from your account.

## By Telephone

You must first establish the telephone redemption privilege (and, if desired, the wire or ACH redemption privileges) by completing the appropriate sections of the account application. Call 1-877-FUND-WHG (1-877-386-3944) to redeem your shares. Based on your instructions, a Fund will mail your proceeds to you, or send them to your bank via wire or ACH.

## By Systematic Withdrawal Plan (via ACH)

If your account balance is at least \$10,000, you may transfer as little as \$100 per month from your account to another financial institution through a Systematic Withdrawal Plan (via ACH). To participate in this service, you must complete the appropriate sections of the account application and mail it to the Funds.

## **Receiving Your Money**

The length of time each Fund typically expects to pay redemption proceeds is the same regardless of whether the payment is made by check, wire or ACH. Each Fund typically expects to pay redemption proceeds for shares redeemed within the following days after receipt by the Transfer Agent of a redemption request in proper form:

- For payment by check, each Fund typically expects to mail the check within one (1) to three (3) business days; and
- For payment by wire or ACH, each Fund typically expects to process the payment within one (1) to three (3) business days.

Payment of redemption proceeds may take longer than the time a Fund typically expects and may take up to 7 calendar days as permitted under the 1940 Act. Under unusual circumstances as permitted by the SEC, the Funds may suspend the right of redemption or delay payment of redemption proceeds for more than 7 calendar days. When shares are purchased by check or through ACH, the proceeds from the redemption of those shares will not be paid until the purchase check or ACH transfer has been converted to federal funds, which could take up to 15 calendar days. The Transfer Agent imposes a \$15 fee for each wire redemption and deducts the fee directly from your account.

## **Redemptions In Kind**

The Funds generally pay sale (redemption) proceeds in cash. However, under unusual conditions that make the payment of cash unwise and for the protection of a Fund's remaining shareholders, a Fund might pay all or part of your redemption proceeds in securities with a market value equal to the redemption price (redemption in kind). It is highly unlikely that your shares would ever be redeemed in kind, but if they were, you would have to pay transaction costs to sell the securities distributed to you, as well as taxes on any capital gains from the sale as with any redemption. In addition, you would continue to be subject to the risks of any market fluctuation in the value of the securities you receive in kind until they are sold.

## **Other Fees**

The Fund's Transfer Agent may charge account maintenance or transaction fees including, but not limited to, fees for outbound wires (\$15 per wire), IRA withdrawal fees (transfer or redemption) (\$25 per withdrawal), and overnight delivery fees (\$35 per overnight delivery). These fees may change in the future.

## **Involuntary Redemptions of Your Shares**

If your account balance drops below \$500 because of redemptions, you may be required to sell your shares. The Funds will provide you with at least 30 days' written notice to give you time to add to your account and avoid the involuntary redemption of your shares. The Funds reserve the right to waive the minimum account value requirement in their sole discretion. If your Alternative Income Fund shares are redeemed for this reason within 30 days of their purchase, the redemption fee will not be applied.

The Funds reserve the right to determine which potential investors qualify as eligible investors for Institutional Shares of the Funds. Institutional Shares of a Fund held by a non-eligible investor are subject to involuntary redemption by the Fund.

## **Suspension of Your Right to Sell Your Shares**

The Funds may suspend your right to sell your shares or delay payment of redemption proceeds for more than seven days during times when the NYSE is closed, other than during customary weekends or holidays, or as otherwise permitted by the SEC. More information about this is in the SAI.

## **How to Exchange Fund Shares**

At no charge, you may exchange between like share classes or different share classes of any of the Value Fund, MidCap Fund, SMidCap Fund, SmallCap Fund, AllCap Fund, Capital Appreciation and Income Fund, Income Opportunity Fund, Multi-Asset Income Fund, or Alternative Income Fund (each a “Westwood Fund”) in the Trust (the “Westwood Funds complex”), where offered, by writing to or calling the Fund. Exchanges are subject to the eligibility requirements and the fees and expenses of the share class you exchange into, as set forth in the applicable prospectus. You may only exchange shares between accounts with identical registrations (i.e., the same names and addresses). An exchange between share classes of the same Westwood Fund is not a taxable event. Unless you are investing through a tax-deferred arrangement, an exchange between share classes of different Westwood Funds is a taxable event, and you may recognize a gain or loss for tax purposes.

The exchange privilege is not intended as a vehicle for short-term or excessive trading. The Funds may suspend or terminate your exchange privilege if you engage in a pattern of exchanges that is excessive, as determined in the sole discretion of the Funds. For more information about the Funds’ policy on excessive trading, see “Excessive Trading Policies and Procedures.”

## **Telephone Transactions**

Purchasing, selling and exchanging Fund shares over the telephone is extremely convenient, but not without risk. Although the Funds have certain safeguards and procedures to confirm the identity of callers and the authenticity of instructions, the Funds are not responsible for any losses or costs incurred by following telephone instructions they reasonably believe to be genuine. If you or your financial institution transact with the Funds over the telephone, you will generally bear the risk of any loss.

## **Payments to Financial Intermediaries**

The Funds and/or the Adviser may compensate financial intermediaries for providing a variety of services to the Funds and/or their shareholders. Financial intermediaries include affiliated or unaffiliated brokers, dealers, banks (including bank trust departments), trust companies, registered investment advisers, financial planners, retirement plan administrators, insurance companies, and any other institution having a service, administration, or any similar arrangement with the Funds, their service providers or their respective affiliates. This section briefly describes how financial intermediaries may be paid for providing these services. For more information, please see “Payments to Financial Intermediaries” in the SAI.

## **Administrative Services Plan**

The MidCap Fund, the SMidCap Fund, the SmallCap Fund, and the AllCap Fund have adopted an administrative services plan that provides that the Funds may pay financial intermediaries for shareholder services in an annual amount not to exceed 0.20% based on the average daily net assets of the Funds’ Institutional Shares.

The Multi-Asset Income Fund has adopted a administrative services plan that provides that the Fund may pay financial intermediaries for shareholder services in an annual amount not to exceed 0.19% based on the average daily net assets of the Fund’s Institutional Shares.

The Alternative Income Fund has adopted a administrative services plan that provides that the Fund may pay financial intermediaries for shareholder services in an annual amount not to exceed 0.15% based on the average daily net assets of the Fund's Institutional Shares.

The Value Fund and Income Opportunity Fund have adopted an administrative services plan that provides that the Funds may pay financial intermediaries for shareholder services in an annual amount not to exceed 0.10% based on the average daily net assets of the Funds' Institutional Shares.

The services for which financial intermediaries are compensated may include record-keeping, transaction processing for shareholders' accounts and other shareholder services.

### **Other Payments by the Funds**

The Funds may enter into agreements with financial intermediaries pursuant to which the Funds may pay financial intermediaries for non-distribution-related sub-transfer agency, administrative, sub-accounting, and other shareholder services. Payments made pursuant to such agreements are generally based on either (1) a percentage of the average daily net assets of Fund shareholders serviced by a financial intermediary, or (2) the number of Fund shareholders serviced by a financial intermediary. Any payments made pursuant to such agreements may be in addition to, rather than in lieu of, administrative services fees the Funds may pay to financial intermediaries pursuant to the Funds' administrative services plan.

### **Payments by the Adviser**

From time to time, the Adviser and/or its affiliates, in their discretion, may make payments to certain affiliated or unaffiliated financial intermediaries to compensate them for the costs associated with distribution, marketing, administration and shareholder servicing support for the Funds. These payments are sometimes characterized as "revenue sharing" payments and are made out of the Adviser's and/or its affiliates' own legitimate profits or other resources, and may be in addition to any payments made to financial intermediaries by the Funds. A financial intermediary may provide these services with respect to Fund shares sold or held through programs such as retirement plans, qualified tuition programs, fund supermarkets, fee-based advisory or wrap fee programs, bank trust programs, and insurance (e.g., individual or group annuity) programs. In addition, financial intermediaries may receive payments for making shares of the Funds available to their customers or registered representatives, including providing the Funds with "shelf space," placing them on a preferred or recommended fund list, or promoting the Funds in certain sales programs that are sponsored by financial intermediaries. To the extent permitted by SEC and Financial Industry Regulatory Authority ("FINRA") rules and other applicable laws and regulations, the Adviser and/or its affiliates may pay or allow other promotional incentives or payments to financial intermediaries.

The level of payments made by the Adviser and/or its affiliates to individual financial intermediaries varies in any given year and may be negotiated on the basis of sales of Fund shares, the amount of Fund assets serviced by the financial intermediary or the quality of the financial intermediary's relationship with the Adviser and/or its affiliates. These payments may be more or less than the payments received by the financial intermediaries from other mutual funds and may influence a financial intermediary to favor the sales of certain funds or share classes over others. In certain instances, the payments could be significant and may cause a conflict of interest for your financial intermediary. Any such payments will not change the NAV or price of a Fund's shares. Please contact your financial intermediary for information about any payments it may receive in connection with the sale of Fund shares or the provision of services to Fund shareholders.

In addition to these payments, your financial intermediary may charge you account fees, commissions or transaction fees for buying or redeeming shares of the Funds, or other fees for servicing your account. Your financial intermediary should provide a schedule of its fees and services to you upon request.

## Other Policies

### Excessive Trading Policies and Procedures

The Funds are intended for long-term investment purposes only and discourage shareholders from engaging in “market timing” or other types of excessive short-term trading. This frequent trading into and out of the Funds may present risks to the Funds’ long-term shareholders and could adversely affect shareholder returns. The risks posed by frequent trading include interfering with the efficient implementation of the Funds’ investment strategies, triggering the recognition of taxable gains and losses on the sale of Fund investments, requiring the Funds to maintain higher cash balances to meet redemption requests, and experiencing increased transaction costs.

In addition, because the Funds may invest in foreign securities traded primarily on markets that close prior to the time a Fund determines its NAV, the risks posed by frequent trading may have a greater potential to dilute the value of Fund shares held by long-term shareholders than funds investing exclusively in U.S. securities. In instances where a significant event that affects the value of one or more foreign securities held by a Fund takes place after the close of the primary foreign market, but before the time that the Fund determines its NAV, certain investors may seek to take advantage of the fact that there will be a delay in the adjustment of the market price for a security caused by this event until the foreign market reopens (sometimes referred to as “price” or “time zone” arbitrage). Shareholders who attempt this type of arbitrage may dilute the value of a Fund’s shares if the prices of the Fund’s foreign securities do not reflect their fair values. Although each Fund has procedures designed to determine the fair value of foreign securities for purposes of calculating its NAV when such an event has occurred, fair value pricing, because it involves judgments which are inherently subjective, may not always eliminate the risk of price arbitrage.

In addition, Funds that invest in micro-, small- and mid-cap securities, which often trade in lower volumes and may be less liquid, may be more susceptible to the risks posed by frequent trading because frequent transactions in the Funds’ shares may have a greater impact on the market prices of these types of securities.

The Funds’ service providers will take steps reasonably designed to detect and deter frequent trading by shareholders pursuant to the Funds’ policies and procedures described in this Prospectus and approved by the Board. For the purpose of applying these policies, the Funds’ service providers may consider the trading history of accounts under common ownership or control.

When monitoring shareholder purchases and redemptions, the Funds do not apply a quantitative definition to frequent trading. Instead the Funds uses a subjective approach that permits it to reject any purchase orders that it believes may be indicative of market timing or disruptive trading. In addition, a redemption fee of 1.00% of the value of the shares sold will be imposed on shares of the Alternative Income Fund redeemed within 30 days or less after their date of purchase (subject to certain exceptions discussed below in “Redemption Fees”). The right to reject a purchase order applies to any purchase order, including a purchase order placed by financial intermediaries. The Funds may also modify any terms or conditions of purchases of Fund shares or withdraw all or any part of the offering made by this Prospectus.

The Funds and/or their service providers seek to apply these policies to the best of their abilities uniformly and in a manner they believe is consistent with the interests of the Funds’ long-term shareholders. The Funds do not knowingly accommodate frequent purchases and redemptions by Fund shareholders. Although these policies are designed to deter frequent trading, none of these measures alone nor all of them taken together eliminate the possibility that frequent trading in the Funds will occur. Systematic purchases and redemptions are exempt from these policies.

Financial intermediaries (such as investment advisers and broker-dealers) often establish omnibus accounts in the Funds for their customers through which transactions are placed. The Funds may enter into “information sharing agreements” with these financial intermediaries, which permit the Funds to obtain, upon request, information about the trading activity of the intermediary’s customers that invest in the Funds. If the Funds or their service providers identify omnibus account level trading patterns that have the potential to be detrimental to the Funds, the Funds or their service providers may, in their sole discretion, request from the financial intermediary information concerning the trading activity of its customers. Based upon a review of that information, if the Funds or their service providers determine that the trading activity of any customer may be detrimental to the Funds, they may, in their sole discretion, request the financial intermediary to restrict or limit further trading in the Funds by that customer. If the Funds are not satisfied that the intermediary has taken appropriate action, the Funds may terminate the intermediary’s ability to transact in Fund shares. When information regarding transactions in the Funds’ shares is requested by the Funds and such information is in the possession of a person that is itself a financial intermediary to a financial intermediary (an “indirect intermediary”), financial intermediaries with whom the Funds have an information sharing agreement are generally obligated to obtain transaction information from the indirect intermediary or, if directed by the Funds, to restrict or prohibit the indirect intermediary from purchasing shares of the Funds on behalf of other persons.

The Funds and their service providers will use reasonable efforts to work with financial intermediaries to identify excessive short-term trading in omnibus accounts that may be detrimental to the Funds. However, there can be no assurance that the monitoring of omnibus account level trading will enable the Funds to identify or prevent all such trading by a financial intermediary’s customers. Please contact your financial intermediary for more information.

#### **Redemption Fee (Westwood Alternative Income Fund)**

In an effort to discourage short-term trading and defray costs incurred by shareholders as a result of short-term trading, the Alternative Income Fund charges a 1.00% redemption fee on redemptions (including exchanges) of shares that have been held for less than 30 days. The redemption fee is deducted from the Fund’s sale proceeds and cannot be paid separately, and any proceeds of the fee are credited to the assets of the Fund from which the redemption was made. The fee does not apply to shares purchased with reinvested dividends or distributions. In determining how long shares of the Fund have been held, the Fund assumes that shares held by the investor the longest period of time will be sold first.

The redemption fee is applicable to Fund shares purchased either directly from the Fund or through a financial intermediary, such as a broker-dealer. Transactions through financial intermediaries typically are placed with the Fund on an omnibus basis and include both purchase and sale transactions placed on behalf of multiple investors. The Fund requests that financial intermediaries assess the redemption fee on customer accounts and collect and remit the proceeds to the Fund. However, the Fund recognizes that due to operational and systems limitations, intermediaries’ methods for tracking and calculating the fee may be inadequate or differ in some respects from the Fund’s. Therefore, to the extent that financial intermediaries are unable to collect the redemption fee, the Fund may not be able to defray the expenses associated with those short-term trades made by that financial intermediary’s customers.

The Fund reserves the right to waive its redemption fee at its discretion when it believes such waiver is in the best interests of the Fund, including with respect to certain categories of redemptions that the Fund reasonably believes may not raise frequent trading or market timing concerns. These categories currently include, but are not limited to, the following: (i) participants in certain group retirement plans whose processing systems are incapable of properly applying the redemption fee to underlying shareholders; (ii) redemptions resulting from certain transfers upon the death of a shareholder; (iii) redemptions by certain pension plans as required by law or by regulatory authorities; (iv) systematic withdrawals; and (v) retirement loans and withdrawals.

## **Customer Identification and Verification**

To help the government fight the funding of terrorism and money laundering activities, federal law requires all financial institutions to obtain, verify, and record information that identifies each person who opens an account.

What this means to you: When you open an account, the Funds will ask your name, address, date of birth, and other information that will allow the Funds to identify you. This information is subject to verification to ensure the identity of all persons opening a mutual fund account.

The Funds are required by law to reject your new account application if the required identifying information is not provided.

In certain instances, the Funds are required to collect documents to fulfill their legal obligation. Documents provided in connection with your application will be used solely to establish and verify your identity.

Attempts to collect the missing information required on the application will be performed by either contacting you or, if applicable, your broker. If this information cannot be obtained within a reasonable timeframe established in the sole discretion of the Funds, your application will be rejected.

Upon receipt of your application in proper form (or upon receipt of all identifying information required on the application), your investment will be accepted and your order will be processed at the next-determined NAV per share.

The Funds reserve the right to close or liquidate your account at the next-determined NAV and remit proceeds to you via check if they are unable to verify your identity. Attempts to verify your identity will be performed within a reasonable timeframe established in the sole discretion of the Funds. Further, the Funds reserve the right to hold your proceeds until your original check clears the bank, which may take up to 15 days from the date of purchase. In such an instance, you may be subject to a gain or loss on Fund shares and will be subject to corresponding tax implications.

## **Anti-Money Laundering Program**

Customer identification and verification is part of the Funds' overall obligation to deter money laundering under federal law. The Funds have adopted an anti-money laundering compliance program designed to prevent the Funds from being used for money laundering or the financing of illegal activities. In this regard, the Funds reserve the right to: (i) refuse, cancel or rescind any purchase or exchange order; (ii) freeze any account and/or suspend account services; or (iii) involuntarily close your account in cases of threatening conduct or suspected fraudulent or illegal activity. These actions will be taken when, in the sole discretion of Fund management, they are deemed to be in the best interest of the Funds or in cases when the Funds are requested or compelled to do so by governmental or law enforcement authority. If your account is closed at the request of governmental or law enforcement authority, you may not receive proceeds of the redemption if the Funds are required to withhold such proceeds.

## **Unclaimed Property**

Each state has unclaimed property rules that generally provide for escheatment (or transfer) to the state of unclaimed property under various circumstances. Such circumstances include inactivity (e.g., no owner-initiated contact for a certain period), returned mail (e.g., when mail sent to a shareholder is returned by the post office, or "RPO," as undeliverable), or a combination of both inactivity and returned mail. Once it flags property as unclaimed, the applicable Fund will attempt to contact the shareholder, but if that attempt is unsuccessful, the account may be considered abandoned and escheated to the state.

Shareholders that reside in the state of Texas may designate a representative to receive escheatment notifications by completing and submitting a designation form that can be found on the website of the Texas Comptroller. While the designated representative does not have any rights to claim or access the shareholder's account or assets, the escheatment period will cease if the representative communicates knowledge of the shareholder's location and confirms that the shareholder has not abandoned his or her property. A completed designation form may be mailed to the Funds (if shares are held directly with the Funds) or to the shareholder's financial intermediary (if shares are not held directly with the Funds).

More information on unclaimed property and how to maintain an active account is available through your state or by calling 1-877-FUND-WHG (1-877-386-3944).

## Dividends and Distributions

The Value Fund, MidCap Fund, SMidCap Fund SmallCap Fund, and AllCap Fund distribute their net investment income and make distributions of their net realized capital gains, if any, at least annually.

The Capital Appreciation and Income Fund, Income Opportunity Fund and Alternative Income Fund distribute their net investment income quarterly and make distributions of their net realized capital gains, if any, at least annually.

The Multi-Asset Income Fund distributes its net investment income monthly and makes distributions of its net realized capital gains, if any, at least annually.

If you own Fund shares on a Fund's record date, you will be entitled to receive the distribution. You will receive dividends and distributions in the form of additional Fund shares unless you elect to receive payment in cash. To elect cash payment, you must notify the Funds in writing prior to the date of the distribution. Your election will be effective for dividends and distributions paid after the Funds receive your written notice. To cancel your election, simply send the Funds written notice.

## Taxes

**Please consult your tax advisor regarding your specific questions about federal, state and local income taxes.** The following is a summary of the U.S. federal income tax consequences of investing in the Funds. This summary is based on current tax laws, which may change. This summary does not apply to shares held in a tax-deferred arrangement, such as an IRA or other tax-qualified plans. Transactions relating to shares held in such accounts may, however, be taxable at some time in the future. Such shareholders should rely on their own tax advisors for advice about the particular U.S. federal, state, and local tax consequences of investing in the Fund. This summary only applies with respect to U.S. investors in the Funds. Non-U.S. investors are encouraged to read a summary of certain rules applicable to them in the SAI and to consult their tax advisors prior to investing in the Funds.

Each Fund intends to qualify each year for treatment as a regulated investment company for U.S. federal income taxes under Subchapter M of the Code ("RIC"). If it meets certain minimum distribution requirements, a RIC is not subject to tax at the fund level on income and gains from investments that are timely distributed to shareholders. However, a Fund's failure to qualify as a RIC or to meet minimum distribution requirements would result (if certain relief provisions were not available) in Fund-level taxation and, consequently, a reduction in income available for distribution to shareholders. In addition, the Fund may be subject to a 4% excise tax if it fails to make sufficient distributions.



In order for a Fund to qualify for taxation as a RIC, the Fund must derive at least 90% of its gross income each taxable year from qualifying income and diversify its assets as described in more detail in the SAI.

Certain investments of a Fund may not generate qualifying income if made directly by such Fund. For example, certain Funds intend to invest in royalty trusts. Depending on the U.S. federal income tax classification of these royalty trusts in which a Fund invests, securities issued by certain royalty trusts (such as royalty trusts which are grantor trusts for U.S. federal income tax purposes) may not produce qualifying income for purposes of the requirements to be treated as a RIC under the Code. Additionally, a Fund may be deemed to directly own the assets of each royalty trust and would need to look to such assets when determining its compliance with the diversification requirements under the Code. Certain Canadian royalty trusts may be treated as corporations for U.S. federal income tax purposes and distributions from such may be qualifying income when received by a Fund. Each Fund will monitor its investments in royalty trusts with the objective of maintaining its continued qualification as a RIC under the Code.

The Funds intend to distribute substantially all of their net investment income and net realized capital gains, if any. The dividends and distributions you receive, whether in cash or reinvested in additional shares of the Funds, may be subject to federal, state, and local taxation, depending upon your tax situation. Income distributions, including distributions of net short-term capital gains but excluding distributions of qualified dividend income, are generally taxable at ordinary income tax rates. Distributions that are reported by the Funds as long-term capital gains and as qualified dividend income are generally taxable at the rates applicable to long-term capital gains currently set at a maximum tax rate for individuals at 20% (lower rates apply to individuals in lower tax brackets). Once a year the Funds (or their administrative agent) will send you a statement showing the types and total amount of distributions you received during the previous year. Certain investment strategies of the Funds may limit a particular Fund's ability to make distributions eligible for the reduced tax rates applicable to qualified dividend income.

You should note that if you purchase shares just before a distribution, the purchase price will reflect the amount of the upcoming distribution. In this case, you would be taxed on the entire amount of the distribution received, even though, as an economic matter, the distribution simply constitutes a return of your investment. This is known as "buying a dividend" and taxable investors should consult with their tax advisors regarding the tax consequences to them of (buying a dividend").

Each sale of Fund shares may be a taxable event. For tax purposes, an exchange of your Fund shares for shares of a different fund is the same as a sale. A sale may result in a capital gain or loss to you. The gain or loss on the sale of Fund shares generally will be treated as a short-term capital gain or loss if you held the shares for 12 months or less, or a long-term capital gain or loss if you held the shares for longer. Any loss realized upon a taxable disposition of Fund shares held for six months or less will be treated as long-term, rather than short-term, to the extent of any long-term capital gain distributions received (or deemed received) by you with respect to the Fund shares. All or a portion of any loss realized upon a taxable disposition of Fund shares will be disallowed if you purchase other substantially identical shares within 30 days before or 30 days after the disposition. In such a case, the basis of the newly purchased shares will be adjusted to reflect the disallowed loss.

U.S. individuals with income exceeding \$200,000 (\$125,000 if married and filing separately, \$250,000 if married and filing jointly) are subject to a 3.8% tax on their "net investment income," including interest, dividends, and capital gains (including capital gains realized on the sale or exchange of shares of a Fund).

The Funds (or their administrative agent) must report to the Internal Revenue Service (“IRS”) and furnish to Fund shareholders cost basis information for Fund shares. In addition to reporting the gross proceeds from the sale of Fund shares, a Fund (or its administrative agent) is also required to report the cost basis information for such shares and indicate whether these shares have a short-term or long-term holding period. For each sale of Fund shares, a Fund will permit its shareholders to elect from among several IRS-accepted cost basis methods, including the average cost basis method. In the absence of an election, a Fund will use the average cost basis method as the default cost basis method. The cost basis method elected by Fund shareholders (or the cost basis method applied by default) for each sale of Fund shares may not be changed after the settlement date of each such sale of Fund shares. Fund shareholders should consult their tax advisors to determine the best IRS-accepted cost basis method for their tax situation and to obtain more information about cost basis reporting. Shareholders also should carefully review the cost basis information provided to them and make any additional basis, holding period or other adjustments that are required when reporting these amounts on their federal income tax returns.

Certain Funds may invest in MLPs taxed as partnerships. Due to a variety of factors, including significant non-cash deductions such as depreciation and depletion, MLPs have historically made cash distributions to limited partners that exceed the amount of taxable income allocable to such limited partners or members. These excess cash distributions would not be treated as income to a Fund but rather would be treated as a return of capital to the extent of the Fund’s basis in the MLP. As a consequence, a Fund may make distributions that exceed its earnings and profits, which would be characterized as a return of capital to shareholders. A return of capital distribution will generally not be taxable, but will reduce each shareholder’s cost basis in Fund shares and result in a higher capital gain or lower capital loss when the Fund shares are sold. After a shareholder’s basis in Fund shares has been reduced to zero, distributions in excess of earnings and profits in respect of those Fund shares will be treated as gain from the sale of the Fund shares.

“Qualified publicly traded partnership income” within the meaning of section 199A(e)(5) of the Code is eligible for a 20% deduction by non-corporate taxpayers. “Qualified publicly traded partnership income” is generally income of a “publicly traded partnership” that is not treated as a corporation for U.S. federal income tax purposes that is effectively connected with such entity’s trade or business, but does not include certain investment income. This deduction, if allowed in full, equates to a maximum effective tax rate of 29.6% (37% top rate applied to income after 20% deduction). The Code does not contain a provision permitting a RIC, such as a Fund, to pass the special character of this income through to its shareholders. Currently, direct investors in entities that generate “qualified publicly traded partnership income” will enjoy the lower rate, but investors in RICs that invest in such entities will not. It is uncertain whether future technical corrections or administrative guidance will address this issue to enable a Fund to pass through the special character of “qualified publicly traded partnership income” to shareholders.

MLPs and other partnerships that the Funds may invest in will deliver Schedules K-1 to the Funds to report their share of income, gains, losses, deductions, and credits of the MLP or other partnership. These Schedules K-1 may be delayed and may not be received until after the time that a Fund issues its tax reporting statements. As a result, a Fund may at times find it necessary to reclassify the amount and character of its distributions to you after it issues your Form 1099 tax reporting statement and, accordingly, send you a corrected Form 1099.

Certain Funds may invest in REITs. “Qualified REIT dividends” (i.e., ordinary REIT dividends other than capital gain dividends and portions of REIT dividends designated as qualified dividend income eligible for capital gain tax rates) are eligible for a 20% deduction by non-corporate taxpayers. This deduction, if allowed in full, equates to a maximum effective tax rate of 29.6% (37% top rate applied to income after 20% deduction). Distributions by a Fund to its shareholders that are attributable to qualified REIT dividends received by the Fund and which the Fund properly reports as “section 199A dividends,” are treated as “qualified REIT dividends” in the hands of non-corporate shareholders. A section 199A dividend

is treated as a qualified REIT dividend only if the shareholder receiving such dividend holds the dividend-paying RIC shares for at least 46 days of the 91-day period beginning 45 days before the shares become ex-dividend, and is not under an obligation to make related payments with respect to a position in substantially similar or related property. A Fund is permitted to report such part of its dividends as section 199A dividends as are eligible, but is not required to do so.

REITs in which a Fund invests often do not provide complete and final tax information to the Fund until after the time that the Fund issues a tax reporting statement. As a result, a Fund may at times find it necessary to reclassify the amount and character of its distributions to you after it issues your tax reporting statement. When such reclassification is necessary, a Fund (or its administrative agent) will send you a corrected, final Form 1099-DIV, Dividends and Distributions (“Form 1099-DIV”) to reflect the reclassified information. If you receive a corrected Form 1099-DIV, use the information on this corrected form, and not the information on the previously issued tax reporting statement, in completing your tax returns.

To the extent a Fund invests in foreign securities, it may be subject to foreign withholding taxes with respect to dividends or interest the Fund receives from sources in foreign countries. If more than 50% of the total assets of a Fund consists of foreign securities, such Fund will be eligible to file an election with the IRS that may enable shareholders, in effect, to receive either the benefit of a foreign tax credit, or a deduction from such taxes, with respect to any foreign and U.S. possessions income taxes paid by the Fund, subject to certain limitations. If a Fund makes the election, the Fund (or its administrative agent) will report annually to its shareholders the respective amounts per share of the Fund’s income from sources within, and taxes paid to, foreign countries and U.S. possessions.

Because each shareholder’s tax situation is different, you should consult your tax advisor about the tax implications of an investment in the Funds.

**More information about taxes is in the SAI.**

## **Additional Information**

The Trust enters into contractual arrangements with various parties, including, among others, the Funds’ investment adviser, custodian, transfer agent, accountants, administrator and distributor, who provide services to the Funds. Shareholders are not parties to, or intended (or “third-party”) beneficiaries of, any of those contractual arrangements, and those contractual arrangements are not intended to create in any individual shareholder or group of shareholders any right to enforce the terms of the contractual arrangements against the service providers or to seek any remedy under the contractual arrangements against the service providers, either directly or on behalf of the Trust.

This Prospectus and the SAI provide information concerning the Trust and the Funds that you should consider in determining whether to purchase shares of the Funds. The Funds may make changes to this information from time to time. Neither this Prospectus, the SAI or any document filed as an exhibit to the Trust’s registration statement, is intended to, nor does it, give rise to an agreement or contract between the Trust or the Funds and any shareholder, or give rise to any contract or other rights in any individual shareholder, group of shareholders or other person other than any rights conferred explicitly by federal or state securities laws that may not be waived.

## Financial Highlights

The financial highlights tables are intended to help you understand the Funds' financial performance for the past five fiscal years or, if shorter, the period of the Funds' operations. The financial highlights information presented for the Funds is the financial history of the Institutional Shares of the Funds and for the Value Fund, SMidCap Fund, SmallCap Fund, Capital Appreciation and Income Fund, Income Opportunity Fund, Multi-Asset Income Fund and Alternative Income Fund, their Predecessor Funds, each of which was reorganized into the corresponding Fund after the close of business on November 1, 2021. Certain information reflects financial results for a single Fund (or where applicable, Predecessor Fund) share. The total returns in the tables represent the rate an investor would have earned or lost on an investment in the Fund (or where applicable, the Predecessor Fund) (assuming reinvestment of all dividends and distributions). The information presented in the tables below for the fiscal period ended October 31, 2021 for the AllCap Fund and for the fiscal year or period ended October 31, 2022 for the Value Fund, MidCap Fund, SMidCap Fund, SmallCap Fund, AllCap Fund, Capital Appreciation and Income Fund, Income Opportunity Fund, Multi-Asset Income Fund, and Alternative Income Fund has been audited by BBD, LLP, the Funds' prior independent registered public accountant, whose report, along with each Fund's and its respectively Predecessor Fund's, if any, financial statements, are included in the Funds' October 31, 2022 annual report, which is available upon request by calling the Funds at 1-877-386-3944. The information for the fiscal year that ended October 31, 2023, was audited by the Funds' Independent Registered Public Accounting Firm, Cohen & Company, Ltd. The Funds' predecessor auditor, BBD, LLP, still exists as a separate firm as only its investment management practice was acquired by Cohen & Company, Ltd. The information presented in the tables below for the fiscal year ended October 31, 2021, and earlier for the Value Fund, SMidCap Fund, SmallCap Fund, Capital Appreciation and Income Fund, Income Opportunity Fund, Multi-Asset Income Fund and Alternative Income Fund has been audited by Ernst & Young LLP, the independent registered public accountant to their Predecessor Funds.

## FINANCIAL HIGHLIGHTS

SELECTED PER SHARE DATA & RATIOS  
FOR A SHARE OUTSTANDING THROUGHOUT THE YEARWestwood Quality Value Fund<sup>(1)</sup>

	Year Ended October 31, 2023	Year Ended October 31, 2022	Year Ended October 31, 2021	Year Ended October 31, 2020	Year Ended October 31, 2019
<b>Westwood Quality Value Fund - Institutional Shares</b>					
Net asset value at beginning of year	\$ 12.52	\$ 15.46	\$ 11.80	\$ 13.16	\$ 13.07
Net investment income <sup>(a)</sup>	0.19	0.18	0.13	0.20	0.22
Net realized and unrealized gains (losses) on investments	(0.25)	(0.74)	4.28	(0.95)	1.21
Total from investment operations	(0.06)	(0.56)	4.41	(0.75)	1.43
Less distributions from:					
Net investment income	(0.19)	(0.10)	(0.17)	(0.21)	(0.19)
Net realized gains	—	(2.28)	(0.58)	(0.40)	(1.15)
Total distributions	(0.19)	(2.38)	(0.75)	(0.61)	(1.34)
Net asset value at end of year	\$ 12.27	\$ 12.52	\$ 15.46	\$ 11.80	\$ 13.16
Total return <sup>(b)</sup>	(0.51)%	(4.37)%	38.80%	(6.11)%	13.23%
Net assets at end of year (in 000s)	\$ 183,878	\$ 249,760	\$ 206,730	\$ 172,349	\$ 224,664
Ratio of net expenses to average net assets <sup>(c)</sup>	0.64%	0.65%	0.65%	0.65%	0.65%
Ratio of gross expenses to average net assets	0.70%	0.69%	0.76%	0.77%	0.73%
Ratio of net investment income to average net assets <sup>(c)</sup>	1.52%	1.38%	0.91%	1.66%	1.80%
Portfolio turnover rate <sup>(d)</sup>	57%	77%	72%	52%	36%

Amounts designated as “—” are either \$0.00 or have been rounded to \$0.00.

- (a) Per share net income has been determined on the basis of average number of shares outstanding during the period.
- (b) Total return is a measure of the change in value of an investment in the Fund over the period covered. The returns shown do not reflect the deduction of taxes a shareholder would pay on Fund distributions, if any or the redemption of Fund shares. The total returns would be lower if the Adviser had not reduced investment management fees and/or reimbursed expenses.
- (c) Ratio was determined after investment management fee reductions and/or reimbursed expenses.
- (d) Portfolio turnover rate is calculated on the basis of the Fund as a whole without distinguishing between classes of shares issued.
- (1) Effective March 1, 2021, Westwood LargeCap Fund was renamed as Westwood Quality Value Fund.

## FINANCIAL HIGHLIGHTS

SELECTED PER SHARE DATA & RATIOS  
FOR A SHARE OUTSTANDING THROUGHOUT THE YEAR OR PERIOD

## Westwood Quality MidCap Fund

	Year Ended October 31, 2023	Period Ended October 31, 2022 <sup>(a)</sup>
<b>Westwood Quality MidCap Fund - Institutional Shares</b>		
Net asset value at beginning of period	\$ 9.64	\$ 10.00
Net investment income <sup>(b)</sup>	0.14	0.11
Net realized and unrealized losses on investments	(0.01)	(0.47)
Total from investment operations	0.13	(0.36)
Less distributions from:		
Net investment income	(0.14)	—
Total distributions	(0.14)	—
Net asset value at end of period	\$ 9.63	\$ 9.64
Total return <sup>(c)</sup>	1.29%	(3.60)% <sup>(d)</sup>
Net assets at end of period (in 000s)	\$ 1,526	\$ 530
Ratio of net expenses to average net assets <sup>(e)</sup>	0.62%	0.58% <sup>(f)(g)</sup>
Ratio of gross expenses to average net assets	5.79%	20.06% <sup>(f)</sup>
Ratio of net investment income to average net assets <sup>(e)</sup>	1.43%	1.21% <sup>(f)</sup>
Portfolio turnover rate	72%	96% <sup>(d)</sup>

Amounts designated as “—” are either \$0.00 or have been rounded to \$0.00.

(a) Represents the period from the commencement of operations (November 30, 2021) through October 31, 2022.

(b) Per share net income has been determined on the basis of average number of shares outstanding during the period.

(c) Total return is a measure of the change in value of an investment in the Fund over the period covered. The returns shown do not reflect the deduction of taxes a shareholder would pay on Fund distributions, if any or the redemption of Fund shares. The total returns would be lower if the Adviser had not reduced investment management fees and/or reimbursed expenses.

(d) Not annualized.

(e) Ratio was determined after investment management fee reductions and/or reimbursed expenses.

(f) Annualized.

(g) Includes federal excise taxes of 0.01% of average net assets with respect to the period ending October 31, 2022.

## FINANCIAL HIGHLIGHTS

SELECTED PER SHARE DATA & RATIOS  
FOR A SHARE OUTSTANDING THROUGHOUT THE YEAR OR PERIODWestwood Quality SMidCap Fund<sup>(1)</sup>

	Year Ended October 31, 2023	Year Ended October 31, 2022	Year Ended October 31, 2021	Year Ended October 31, 2020	Year Ended October 31, 2019
<b>Westwood Quality SMidCap Fund - Institutional Shares</b>					
Net asset value at beginning of year	\$ 12.89	\$ 16.62	\$ 11.97	\$ 14.21	\$ 15.50
Net investment income <sup>(a)</sup>	0.13	0.08	0.15	0.11	0.10
Net realized and unrealized gains (losses) on investments	0.05	(1.45)	4.89	(0.75)	0.84
Total from investment operations	0.18	(1.37)	5.04	(0.64)	0.94
Less distributions from:					
Net investment income	(0.09)	(0.11)	(0.13)	(0.11)	(0.11)
Net realized gains	(0.10)	(2.25)	(0.26)	(1.49)	(2.12)
Total distributions	(0.19)	(2.36)	(0.39)	(1.60)	(2.23)
Net asset value at end of year	\$ 12.88	\$ 12.89	\$ 16.62	\$ 11.97	\$ 14.21
Total return <sup>(b)</sup>	1.42%	(9.64)%	42.85%	(5.39)%	9.46%
Net assets at end of year (in 000s)	\$ 167,877	\$ 201,586	\$ 237,479	\$ 164,350	\$ 187,341
Ratio of net expenses to average net assets <sup>(c)</sup>	0.86%	0.87%	0.88%	0.88%	0.88%
Ratio of gross expenses to average net assets	1.01%	1.02%	1.10%	1.05%	1.02%
Ratio of net investment income to average net assets <sup>(c)</sup>	0.96%	0.62%	0.99%	0.90%	0.75%
Portfolio turnover rate <sup>(d)</sup>	87%	104%	106%	69%	56%

Amounts designated as “—” are either \$0.00 or have been rounded to \$0.00.

- (a) Per share net income has been determined on the basis of average number of shares outstanding during the period.
- (b) Total return is a measure of the change in value of an investment in the Fund over the period covered. The returns shown do not reflect the deduction of taxes a shareholder would pay on Fund distributions, if any or the redemption of Fund shares. The total returns would be lower if the Adviser had not reduced investment management fees and/or reimbursed expenses.
- (c) Ratio was determined after investment management fee reductions and/or reimbursed expenses.
- (d) Portfolio turnover rate is calculated on the basis of the Fund as a whole without distinguishing between classes of shares issued.
- (e) Represents the period from the commencement of operations (July 31, 2020) through October 31, 2020.
- (f) Not annualized.
- (g) Annualized.
- (1) Effective March 1, 2021, Westwood SMidCap Fund was renamed as Westwood Quality SMidCap Fund.

## FINANCIAL HIGHLIGHTS

SELECTED PER SHARE DATA & RATIOS  
FOR A SHARE OUTSTANDING THROUGHOUT THE YEAR OR PERIODWestwood Quality SmallCap Fund<sup>(1)</sup>

	Year Ended October 31, 2023	Year Ended October 31, 2022	Year Ended October 31, 2021	Year Ended October 31, 2020	Year Ended October 31, 2019
<b>Westwood Quality SmallCap Fund - Institutional Shares</b>					
Net asset value at beginning of year	\$ 18.88	\$ 21.99	\$ 14.46	\$ 16.97	\$ 16.76
Net investment income <sup>(a)</sup>	0.27	0.18	0.18	0.12	0.11
Net realized and unrealized gains (losses) on investments	(0.42)	(2.28)	7.47	(2.45)	1.10
Total from investment operations	(0.15)	(2.10)	7.65	(2.33)	1.21
Less distributions from:					
Net investment income	(0.19)	(0.20)	(0.12)	(0.12)	(0.12)
Net realized gains	(0.48)	(0.81)	—	(0.06)	(0.88)
Total distributions	(0.67)	(1.01)	(0.12)	(0.18)	(1.00)
Net asset value at end of year	\$ 18.06	\$ 18.88	\$ 21.99	\$ 14.46	\$ 16.97
Total return <sup>(b)</sup>	(0.92)%	(10.08)%	53.07%	(13.90)%	8.65%
Net assets at end of year (in 000s)	\$ 427,774	\$ 476,094	\$ 586,435	\$ 357,901	\$ 418,949
Ratio of net expenses to average net assets <sup>(c)</sup>	0.92%	0.92%	0.92%	0.99%	0.99%
Ratio of gross expenses to average net assets	1.05%	1.04%	1.09%	1.16%	1.11%
Ratio of net investment income to average net assets <sup>(c)</sup>	1.43%	0.94%	0.90%	0.81%	0.66%
Portfolio turnover rate <sup>(d)</sup>	58%	60%	58%	67%	64%

Amounts designated as “—” are either \$0.00 or have been rounded to \$0.00.

- (a) Per share net income has been determined on the basis of average number of shares outstanding during the period.
- (b) Total return is a measure of the change in value of an investment in the Fund over the period covered. The returns shown do not reflect the deduction of taxes a shareholder would pay on Fund distributions, if any or the redemption of Fund shares. The total returns would be lower if the Adviser had not reduced investment management fees and/or reimbursed expenses.
- (c) Ratio was determined after investment management fee reductions and/or reimbursed expenses.
- (d) Portfolio turnover rate is calculated on the basis of the Fund as a whole without distinguishing between classes of shares issued.
- (e) Represents the period from the commencement of operations (September 3, 2019) through October 31, 2019.
- (f) Annualized.
- (g) Not annualized.
- (1) Effective March 1, 2021, Westwood SmallCap Fund was renamed as Westwood Quality SmallCap Fund.



## FINANCIAL HIGHLIGHTS

SELECTED PER SHARE DATA & RATIOS  
FOR A SHARE OUTSTANDING THROUGHOUT THE YEAR OR PERIOD

## Westwood Quality AllCap Fund

	Year Ended October 31, 2023	Year Ended October 31, 2022	Period Ended October 31, 2021 <sup>(a)</sup>
<b>Westwood Quality AllCap Fund - Institutional Shares</b>			
Net asset value at beginning of period	\$ 10.03	\$ 10.59	\$ 10.00
Net investment income <sup>(b)</sup>	0.16	0.16	—
Net realized and unrealized gains (losses) on investments	—	(0.67)	0.59
Total from investment operations	0.16	(0.51)	0.59
Less distributions from:			
Net investment income	(0.17)	(0.03)	—
Net realized gains	—	(0.02)	—
Total distributions	(0.17)	(0.05)	—
Net asset value at end of period	\$ 10.02	\$ 10.03	\$ 10.59
Total return <sup>(c)</sup>	1.56%	(4.86)%	5.90% <sup>(d)</sup>
Net assets at end of period (in 000s)	\$ 197	\$ 553	\$ 529
Ratio of net expenses to average net assets <sup>(e)</sup>	0.48%	0.45%	0.65% <sup>(f)</sup>
Ratio of gross expenses to average net assets	0.91%	0.93%	2.25% <sup>(f)</sup>
Ratio of net investment income to average net assets <sup>(e)</sup>	1.56%	1.55%	0.22% <sup>(f)</sup>
Portfolio turnover rate <sup>(g)</sup>	84%	101%	4% <sup>(d)</sup>

Amounts designated as “—” are either \$0.00 or have been rounded to \$0.00.

- (a) Represents the period from the commencement of operations (September 30, 2021) through October 31, 2021.
- (b) Per share net income has been determined on the basis of average number of shares outstanding during the period.
- (c) Total return is a measure of the change in value of an investment in the Fund over the period covered. The returns shown do not reflect the deduction of taxes a shareholder would pay on Fund distributions, if any or the redemption of Fund shares. The total returns would be lower if the Adviser had not reduced investment management fees and/or reimbursed expenses.
- (d) Not annualized.
- (e) Ratio was determined after investment management fee reductions and/or reimbursed expenses.
- (f) Annualized.
- (g) Portfolio turnover rate is calculated on the basis of the Fund as a whole without distinguishing between classes of shares issued.

## FINANCIAL HIGHLIGHTS

SELECTED PER SHARE DATA & RATIOS  
FOR A SHARE OUTSTANDING THROUGHOUT THE YEARWestwood Capital Appreciation and Income Fund, formerly the Westwood Total Return Fund<sup>(1)</sup>

	Year Ended October 31, 2023	Year Ended October 31, 2022	Year Ended October 31, 2021	Year Ended October 31, 2020	Year Ended October 31, 2019
<b>Westwood Total Return Fund - Institutional Shares</b>					
Net asset value at beginning of year	\$ 6.09	\$ 7.65	\$ 6.43	\$ 6.64	\$ 10.46
Net investment income <sup>(a)</sup>	0.23	0.17	0.13	0.07	0.12
Net realized and unrealized gains (losses) on investments	(0.09)	(1.10)	1.41	0.92	0.53
Total from investment operations	0.14	(0.93)	1.54	0.99	0.65
Less distributions from:					
Net investment income	(0.21)	(0.16)	(0.13)	(0.06)	(0.36)
Net realized gains	—	(0.47)	(0.19)	(1.14)	(4.11)
Total distributions	(0.21)	(0.63)	(0.32)	(1.20)	(4.47)
Net asset value at end of year	\$ 6.02	\$ 6.09	\$ 7.65	\$ 6.43	\$ 6.64
Total return <sup>(b)</sup>	2.22%	(13.05)%	24.46%	17.59%	16.55%
Net assets at end of year (in 000s)	\$ 111,063	\$ 123,965	\$ 143,710	\$ 86,040	\$ 4,722
Ratio of net expenses to average net assets <sup>(c)</sup>	0.40%	0.64%	0.35%	0.75%	0.75%
Ratio of gross expenses to average net assets	0.50%	0.72%	0.51%	1.10%	2.13%
Ratio of net investment income to average net assets <sup>(c)</sup>	3.62%	2.60%	1.79%	1.11%	1.76%
Portfolio turnover rate <sup>(d)</sup>	53%	63%	66%	62%	66%

Amounts designated as “—” are either \$0.00 or have been rounded to \$0.00.

- (a) Per share net income has been determined on the basis of average number of shares outstanding during the period.
- (b) Total return is a measure of the change in value of an investment in the Fund over the period covered. The returns shown do not reflect the deduction of taxes a shareholder would pay on Fund distributions, if any or the redemption of Fund shares. The total returns would be lower if the Adviser had not reduced investment management fees and/or reimbursed expenses.
- (c) Ratio was determined after investment management fee reductions and/or reimbursed expenses.
- (d) Portfolio turnover rate is calculated on the basis of the Fund as a whole without distinguishing between classes of shares issued.
- (1) Effective November 1, 2021, Westwood Low Volatility Equity Fund was renamed as Westwood Total Return Fund.

## FINANCIAL HIGHLIGHTS

SELECTED PER SHARE DATA & RATIOS  
FOR A SHARE OUTSTANDING THROUGHOUT THE YEAR

## Westwood Income Opportunity Fund

	Year Ended October 31, 2023	Year Ended October 31, 2022	Year Ended October 31, 2021	Year Ended October 31, 2020	Year Ended October 31, 2019
<b>Westwood Income Opportunity Fund - Institutional Shares</b>					
Net asset value at beginning of year	\$ 10.59	\$ 13.92	\$ 12.84	\$ 15.89	\$ 15.31
Net investment income <sup>(a)</sup>	0.38	0.30	0.23	0.22	0.32
Net realized and unrealized gains (losses) on investments	(0.12)	(2.19)	1.90	0.34	1.25
Total from investment operations	0.26	(1.89)	2.13	0.56	1.57
Less distributions from:					
Net investment income	(0.39)	(0.28)	(0.50)	(0.20)	(0.36)
Net realized gains	—	(1.16)	(0.55)	(3.41)	(0.63)
Total distributions	(0.39)	(1.44)	(1.05)	(3.61)	(0.99)
Net asset value at end of year	\$ 10.46	\$ 10.59	\$ 13.92	\$ 12.84	\$ 15.89
Total return <sup>(b)</sup>	2.35%	(14.97)%	17.21%	4.59%	10.99%
Net assets at end of year (in 000s)	\$ 391,661	\$ 579,772	\$ 814,633	\$ 662,612	\$ 1,056,504
Ratio of net expenses to average net assets <sup>(c)</sup>	0.81%	0.81%	0.85%	0.89%	0.85%
Ratio of gross expenses to average net assets	0.81%	0.81%	0.86%	0.89%	0.85%
Ratio of net investment income to average net assets <sup>(c)</sup>	3.44%	2.52%	1.68%	1.69%	2.08%
Portfolio turnover rate <sup>(d)</sup>	88%	81%	82%	111%	66%

Amounts designated as “—” are either \$0.00 or have been rounded to \$0.00.

- (a) Per share net income has been determined on the basis of average number of shares outstanding during the period.
- (b) Total return is a measure of the change in value of an investment in the Fund over the period covered. The returns shown do not reflect the deduction of taxes a shareholder would pay on Fund distributions, if any or the redemption of Fund shares. The total returns would be lower if the Adviser had not reduced investment management fees and/or reimbursed expenses.
- (c) Ratio was determined after investment management fee reductions and/or reimbursed expenses.
- (d) Portfolio turnover rate is calculated on the basis of the Fund as a whole without distinguishing between classes of shares issued.

## FINANCIAL HIGHLIGHTS

SELECTED PER SHARE DATA & RATIOS  
FOR A SHARE OUTSTANDING THROUGHOUT THE YEARWestwood Multi-Asset Income Fund, formerly Westwood High Income Fund<sup>(1)</sup>

	Year Ended October 31, 2023	Year Ended October 31, 2022	Year Ended October 31, 2021	Year Ended October 31, 2020	Year Ended October 31, 2019
<b>Westwood Multi-Asset Income Fund - Institutional Shares</b>					
Net asset value at beginning of year	\$ 8.95	\$ 10.67	\$ 9.55	\$ 9.25	\$ 9.12
Net investment income <sup>(a)</sup>	0.50	0.42	0.35	0.35	0.41
Net realized and unrealized gains (losses) on investments	(0.11)	(1.71)	1.14	0.29	0.15
Total from investment operations	0.39	(1.29)	1.49	0.64	0.56
Less distributions from:					
Net investment income	(0.49)	(0.43)	(0.37)	(0.34)	(0.43)
Total distributions	(0.49)	(0.43)	(0.37)	(0.34)	(0.43)
Net asset value at end of year	\$ 8.85	\$ 8.95	\$ 10.67	\$ 9.55	\$ 9.25
Total return <sup>(b)</sup>	4.27%	(12.38)%	15.69%	7.14%	6.25%
Net assets at end of year (in 000s)	\$ 93,810	\$ 96,636	\$ 94,360	\$ 72,914	\$ 65,168
Ratio of net expenses to average net assets <sup>(c)</sup>	0.71%	0.80%	0.80%	0.27%	0.80%
Ratio of gross expenses to average net assets	0.78%	0.87%	0.96%	0.59%	1.05%
Ratio of net investment income to average net assets <sup>(c)</sup>	5.42%	4.31%	3.37%	3.78%	4.48%
Portfolio turnover rate <sup>(d)</sup>	52%	62%	67%	130%	59%

Amounts designated as “—” are either \$0.00 or have been rounded to \$0.00.

- (a) Per share net income has been determined on the basis of average number of shares outstanding during the period.
- (b) Total return is a measure of the change in value of an investment in the Fund over the period covered. The returns shown do not reflect the deduction of taxes a shareholder would pay on Fund distributions, if any or the redemption of Fund shares. The total returns would be lower if the Adviser had not reduced investment management fees and/or reimbursed expenses.
- (c) Ratio was determined after investment management fee reductions and/or reimbursed expenses.
- (d) Portfolio turnover rate is calculated on the basis of the Fund as a whole without distinguishing between classes of shares issued.
- (1) Effective November 1, 2019, Westwood Short Duration High Yield Fund was renamed as Westwood High Income Fund which is now the Westwood Multi-Asset Income Fund.

## FINANCIAL HIGHLIGHTS

SELECTED PER SHARE DATA & RATIOS  
FOR A SHARE OUTSTANDING THROUGHOUT THE YEAR OR PERIODWestwood Alternative Income Fund<sup>(1)</sup>

	Year Ended October 31, 2023	Year Ended October 31, 2022	Year Ended October 31, 2021	Year Ended October 31, 2020	Year Ended October 31, 2019
<b>Westwood Alternative Income Fund - Institutional Shares</b>					
Net asset value at beginning of year	\$ 10.39	\$ 11.02	\$ 10.47	\$ 10.25	\$ 9.82
Net investment income <sup>(a)</sup>	0.29	0.20	0.16	0.18	0.23
Net realized and unrealized gains (losses) on investments	0.13	(0.51)	0.49	0.46	0.41
Total from investment operations	0.42	(0.31)	0.65	0.64	0.64
Less distributions from:					
Net investment income	(1.59)	(0.17)	(0.10)	(0.10)	(0.21)
Net realized gains	—	(0.15)	—	(0.32)	—
Return of capital	(0.09)	—	—	—	—
Total distributions	(1.68)	(0.32)	(0.10)	(0.42)	(0.21)
Net asset value at end of year	\$ 9.13	\$ 10.39	\$ 11.02	\$ 10.47	\$ 10.25
Total return <sup>(b)</sup>	4.48%	(2.88)%	6.19%	6.44%	6.57%
Net assets at end of year (in 000s)	\$ 86,793	\$ 67,312	\$ 53,734	\$ 22,772	\$ 7,121
Ratio of net expenses to average net assets <sup>(c)</sup>	0.34%	0.30%	0.96%	0.90%	1.15% <sup>(d)</sup>
Ratio of gross expenses to average net assets	0.60%	0.44%	1.21%	1.40%	1.47%
Ratio of net investment income to average net assets <sup>(c)</sup>	3.08%	1.91%	1.45%	1.79%	2.33%
Portfolio turnover rate <sup>(e)</sup>	92%	128%	125%	137%	106%

Amounts designated as “—” are either \$0.00 or have been rounded to \$0.00.

- (a) Per share net income has been determined on the basis of average number of shares outstanding during the period.
- (b) Total return is a measure of the change in value of an investment in the Fund over the period covered. The returns shown do not reflect the deduction of taxes a shareholder would pay on Fund distributions, if any or the redemption of Fund shares. The total returns would be lower if the Adviser had not reduced investment management fees and/or reimbursed expenses.
- (c) Ratio was determined after investment management fee reductions and/or reimbursed expenses.
- (d) Excluding stock loan fees, and dividends on securities sold short, the ratio of expenses to average net assets would have been 1.12% for Institutional Shares.
- (e) Portfolio turnover rate is calculated on the basis of the Fund as a whole without distinguishing between classes of shares issued.
- (f) Represents the period from the commencement of operations (March 31, 2020) through October 31, 2020.
- (g) Not annualized.
- (h) Annualized.

# CUSTOMER PRIVACY NOTICE

<b>FACTS</b>	WHAT DO THE WESTWOOD FUNDS (THE “FUNDS”) DO WITH YOUR PERSONAL INFORMATION?
<b>Why?</b>	Financial companies choose how they share your personal information. Federal law gives consumers the right to limit some but not all sharing. Federal law also requires us to tell you how we collect, share, and protect your personal information. Please read this notice carefully to understand what we do.
<b>What?</b>	<ul style="list-style-type: none"> <li>■ Social Security number</li> <li>■ Assets</li> <li>■ Retirement Assets</li> <li>■ Transaction History</li> <li>■ Checking Account Information</li> <li>■ Purchase History</li> <li>■ Account Balances</li> <li>■ Account Transactions</li> <li>■ Wire Transfer Instructions</li> </ul> <p>When you are <i>no longer</i> our customer, we continue to share your information as described in this notice.</p> <p>The types of personal information we collect and share depend on the product or service you have with us. This information can include:</p>
<b>How?</b>	All financial companies need to share your personal information to run their everyday business. In the section below, we list the reasons financial companies can share their customers’ personal information; the reasons the Funds chooses to share; and whether you can limit this sharing.

Reasons we can share your personal information	Do the Funds share?	Can you limit this sharing?
<b>For our everyday business purposes –</b> Such as to process your transactions, maintain your account(s), respond to court orders and legal investigations, or report to credit bureaus	Yes	No
<b>For our marketing purposes –</b> to offer our products and services to you	No	We don’t share
<b>For joint marketing with other financial companies</b>	No	We don’t share
<b>For our affiliates’ everyday business purposes –</b> information about your transactions and experiences	No	We don’t share
<b>For our affiliates’ everyday business purposes –</b> information about your creditworthiness	No	We don’t share
<b>For nonaffiliates to market to you</b>	No	We don’t share

**Questions?** Call 1-877-FUND-WHG (1-877-386-3944)

## Who we are

### Who is providing this notice?

Westwood Funds  
Ultimus Fund Distributors, LLC (Distributor)  
Ultimus Fund Solutions, LLC (Administrator and Transfer Agent)

## What we do

### How do the Funds protect my personal information?

To protect your personal information from unauthorized access and use, we use security measures that comply with federal law. These measures include computer safeguards and secured files and buildings.

Our service providers are held accountable for adhering to strict policies and procedures to prevent any misuse of your nonpublic personal information.

### How do the Funds collect my personal information?

- Open an account
- Provide account information
- Give us your contact information
- Make deposits or withdrawals from your account
- Make a wire transfer
- Tell us where to send the money
- Tell us who receives the money
- Show your government-issued ID
- Show your driver's license

We also collect your personal information from other companies.

We collect your personal information, for example, when you

### Why can't I limit all sharing?

- Sharing for affiliates' everyday business purposes – information about your creditworthiness
- Affiliates from using your information to market to you
- Sharing for nonaffiliates to market to you

State laws and individual companies may give you additional rights to limit sharing.

Federal law gives you the right to limit only

## Definitions

### Affiliates

*Westwood Management Corp., the investment adviser to the Funds, could be deemed to be an affiliate.*

Companies related by common ownership or control. They can be financial and nonfinancial companies.

### Nonaffiliates

*The Funds do not share with nonaffiliates so they can market to you.*

Companies not related by common ownership or control. They can be financial and nonfinancial companies

### Joint marketing

*The Funds do not jointly market.*

A formal agreement between nonaffiliated financial companies that together market financial products or services to you.

This information is not part of the Prospectus.





# WESTWOOD FUNDS

## Investment Adviser

Westwood Management Corp.  
200 Crescent Court, Suite 1200  
Dallas, Texas 75201

## Distributor

Ultimus Fund Distributors, LLC  
225 Pictoria Drive  
Suite 450  
Cincinnati, Ohio 45246

## Legal Counsel

Sullivan & Worcester LLP  
1666 K Street NW  
Washington, DC 20006

*More information about the Funds is available, without charge, through the following:*

**Statement of Additional Information (“SAI”):** The SAI, dated February 28, 2024, as it may be amended from time to time, includes detailed information about the Funds and the Ultimus Managers Trust. The SAI is on file with the U.S. Securities and Exchange Commission (the “SEC”) and is incorporated by reference into this Prospectus. This means that the SAI, for legal purposes, is a part of this Prospectus.

**Annual and Semi-Annual Reports:** These reports, when available, will list the Funds’ holdings and contain information from the Adviser about investment strategies, and recent market conditions and trends and their impact on Fund performance. The reports also contain detailed financial information about the Funds.

### **To Obtain an SAI, Annual or Semi-Annual Report, or More Information:**

**By Telephone:** 1-877-FUND-WHG (1-877-386-3944)

**By Mail:** Westwood Funds  
P.O. Box 541150  
Omaha, NE 68154

**By Internet:** [www.westwoodfunds.com](http://www.westwoodfunds.com)

**From the SEC:** You can also obtain the SAI or the Annual and Semi-Annual Reports, as well as other information about the Ultimus Managers Trust, from the EDGAR Database on the SEC’s website at: <http://www.sec.gov>. You may also obtain this information, upon payment of a duplicating fee, by e-mailing the SEC at the following address: [publicinfo@sec.gov](mailto:publicinfo@sec.gov).

**Investment Company Act registration No. 811-22680.**